Detection and measurement of gamma rays with the AMS-02 detector

Simonetta Gentile
Dipartimento di Fisica, Università La Sapienza, Sez. I.N.F.N., Roma,
Piazza A.Moro 2, 00183, Roma (Italy)
Email: simonetta.gentile@roma1.infn.it

on behalf of AMS-02 collaboration

***Abstract*— The Alpha Magnetic Spectrometer (AMS-02) will be installed on the International Space Station (ISS). The gamma rays can be measured through gamma conversion into e^+e^- pair, before reaching the Silicon Tracker or by measurement of a photon hitting directly the Electromagnetic Calorimeter (ECAL). AMS-02 will provide precise gamma measurements in the GeV energy range, which is particularly relevant for Dark Matter searches. In addition, the good angular resolution and identification capabilities of the detector will allow studies of the main galactic and extra-galactic sources, diffuse gamma background and Gamma Ray Bursts.**

I. Introduction

The AMS-02 detector [1] is optimised for detection of charged cosmic rays and it is able to identify gamma rays. It is sensitive to photons in the energy range from 1 GeV up to a few hundred GeV poorly covered by other experimental data. Its large acceptance will allow to fill this gap.

The most precise data available in the GeV energy range at present are EGRET measurements of gamma ray fluxes performed in 1990s' [2], [3], [4]. These date have motivated a large number of studies. To prove the validity of the various gamma emission models more precise measurements are needed. The understanding of emissions from gamma sources (pulsars, blazars, AGNs), diffuse gamma background emission, Dark Matter searches and Gamma Ray Bursts (GRB) demand more accurate data.

II. Detector performances

A. AMS-02 detector

Fig. 1 shows the AMS-02 detector. The main components are:

- A 20 layer Transition Radiation Detector (TRD) to distinguish protons/antiprotons from positrons/electrons with a rejection factor of $10^2 - 10^3$ in a range from 1.5 to 300 GeV. The TRD will be used in conjunction with the electromagnetic calorimeter to provide an overall e^+/p rejection 10^{-6}.
- Four layers of Time of Flight (TOF) hodoscopes provide precision time of flight measurements ($\sim$ 120 ps), dE/dx measurements and trigger.
- The superconducting magnet which provides a bending power of $BL^2 \sim 0.8 Tm^2$.



Fig. 1. The Alpha Magnetic Spectrometer. The detector components are: Transition Radiation Detector(TRD), Time-of-flight Scintillators(TOF), Silicon Tracker (Tracker), Ring Imaging Cerenkov detector(RICH), lead/plastic fiber calorimeter(ECAL), the anticoincidence counters(ACC) are located in inner side in the magnet.

- Eight layers (6.45 m^2) of double-sided silicon tracker to provide a coordinate resolution of $10\mu m$ in the bending plane and 30 μm in the non-bending plane and dE/dx measurements.
- Veto counters to ensure that only particles passing the magnet aperture and not being scattered in the tracker will be accepted.
- A Ring Imaging Cerenkov Counter (RICH) which measures the velocity to 0.1 % accuracy of particles or nuclei and $|Q|$. This information combined with the momentum measurement in the magnet, will enable AMS-02 to directly measure the mass of particles and nuclei and to discriminate isotopes.
- A 3-D sampling calorimeter (ECAL) made out of $16X_0$ of lead and plastic fibbers to measure the energy of gamma rays, electrons and positrons and to distinguish electrons and positrons from hadrons with a rejection of 10^3 or 10^4, combining the tracker information, in the range 1.5 GeV-1 TeV.

Thus the value of the particle charge $|Q|$ is measured independently in the Tracker, RICH and TOF. The signed charge ($\pm Q$) and the momentum of the particle are measured by silicon tracker in the magnet. The velocity, β, is measured by the TOF and RICH. Hadron rejection is provided by TRD, ECAL and tracker.

The detector is designed with the following properties: minimal material in the particle trajectory so that the material itself is not a source of background nor a source of large angle nuclear scattering; many repeated measurements of momentum and velocity so as to ensure that particles which experience large angle nuclear scattering within the detector be swept away by the spectrometer and not confused with the signal; a geometrical acceptance of 0.5 m^2 sr for the $\overline{\mathrm{He}}$ search; hadron/positron rejection better than 10^6; $\Delta\beta/\ \beta$ =0.1% to distinguish ^{9}Be, ^{10}Be, and ^{3}He, ^{4}He light isotopes; a proton rigidity, $\mathrm{R} = \mathrm{pc}/|\mathrm{Z}|\mathrm{e}$ (GV), resolution of 20% at 0.5 TV and a helium resolution of 20% at 1 TV.

These characteristics allows high precision measurements of charged particle momenta and masses and energy and angles of photons.

B. Performance of photon detection

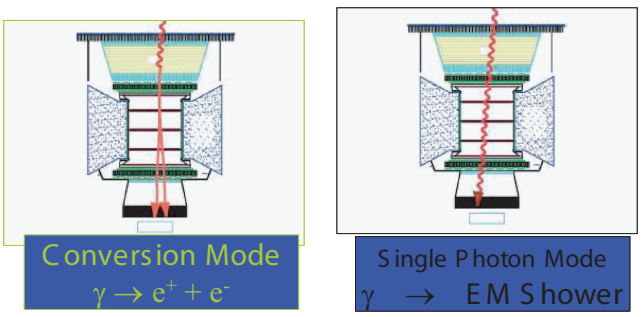

(a) *Conversion mode* (b) *Calorimetric mode*

Fig. 2. The two modes of gamma detection in AMS-02.

AMS-02 is able to detect gamma rays in two complementary modes:

- *Conversion mode*. Photons are converted into electron-positron pairs in the Transition Radiation Detector (TRD) material (about $0.25X_0$), before reaching the first Time-of-Flight (TOF) layer. The electron-positron pair is triggered by the TOF system. The tracks of electron and positron are reconstructed by the tracker. In this mode the viewing angle is about 42 degrees, Fig. 2(a).
- *Calorimetric mode*. Photon which passes through AMS-02 without interaction are measured in the electromagnetic calorimeter. A special trigger based on this calorimeter has been developed. The viewing angle in this, so called, "ECAL mode" is about 23 degrees Fig. 2(b), .

Both modes are characterized by different acceptance, effective area, energy and angular resolutions, as shown in Fig. 3. Their acceptances are comparable: $0.05 - 0.06\ \mathrm{m}^2\mathrm{sr}$.

The AMS-02 orbit and inclination angle are determined by the fact that the detector is rigidly attached to the ISS. From orbit simulation [5] the total exposure time of the detector for the different sky regions is calculated. Convolution of observation time ($\mathrm{T_{obs}}$) and acceptance ($\mathrm{A(E, d\phi)} \times \mathrm{T_{obs}}$) gives the sensitivity of AMS-02 for the considered regions of the sky. Maps of the sensitivity are presented in Fig. 4.

The main background for gamma detection in both detection modes are protons, due to their high abundance in cosmic rays. Simulations show that the background rejection factor at the level of $\mathrm{O}(10^6)$ can be achieved. This will allow to keep background-to-signal ratio at the level of a few percent.

AMS-02 will have a star tracker on board. This device will allow to determine the reference system for the incoming photons with accuracy better than a few arcminutes. This, together with a very good angular resolution, will allow to localise sources with accuracy better than 2 arcminutes.

The above detector performance were obtained from detector simulation with use of GEANT [6] simulation software and tested in numerous beam tests. The energy resolution of electron and γ detected in *Calorimetric mode* is measured with an electron test beam. The results are shown in Fig.5. The angular and energy resolution in conversion mode has been recently tested with γ produced from an electron beam [7] as shown in Fig. 6.

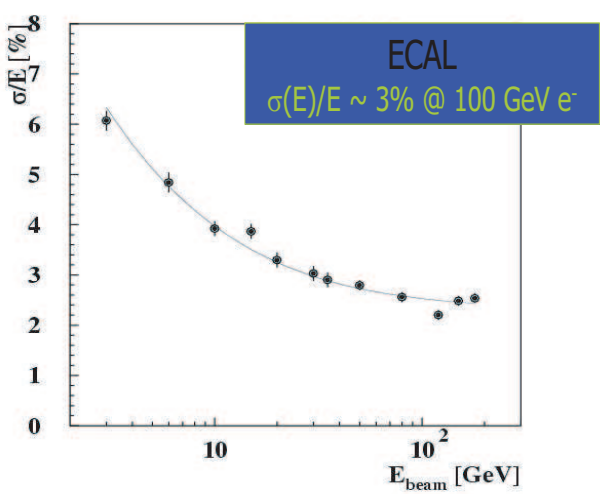

Fig. 5. The measured energy resolution as function of electron energy.

Many studies presented in the next session are performed using the AMS Fast Simulator [8]. It includes a parametrisation of the detector response suitable for a fast estimation of the potential in gamma rays detection.

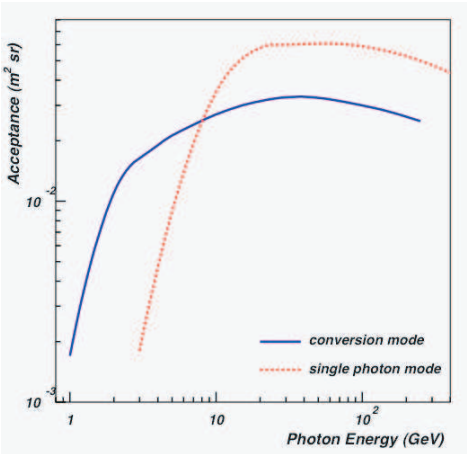

(a) Acceptance as a function of energy

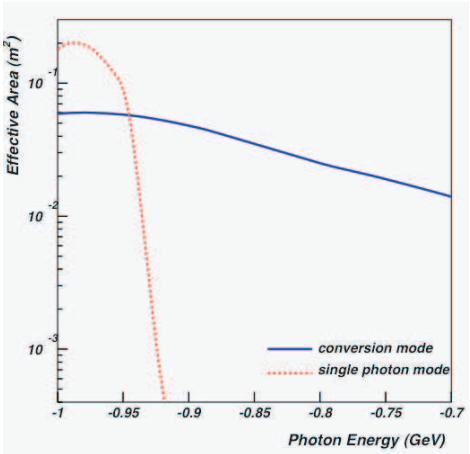

(b) Effective area as a function of cosinus of incident angle

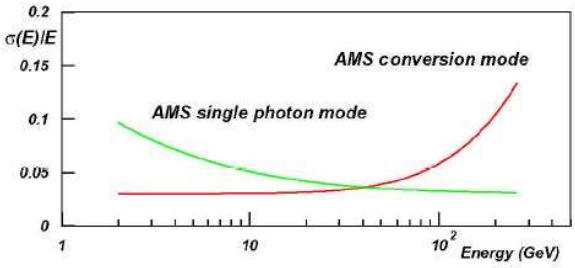

(c) Energy resolution

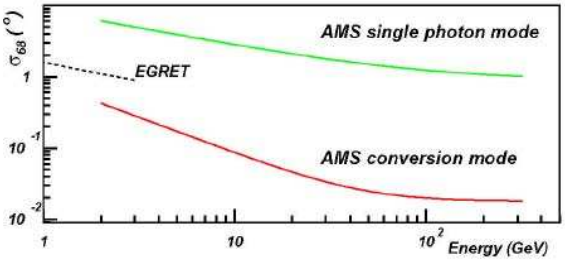

(d) Angular resolution

Fig. 3. The two modes of gamma detection in AMS-02.

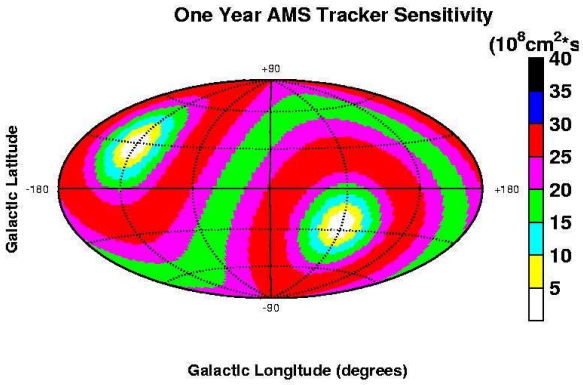

(a) One year tracker sensitivity

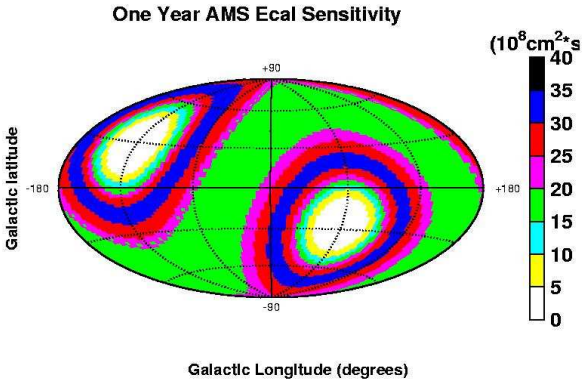

(b) One year Ecal sensitivity

Fig. 4. Maps of sensitivity of the AMS-02 detector for the two modes of gamma detection. The time intervals when ISS orbits over South Atlantic Anomaly region are subtracted.

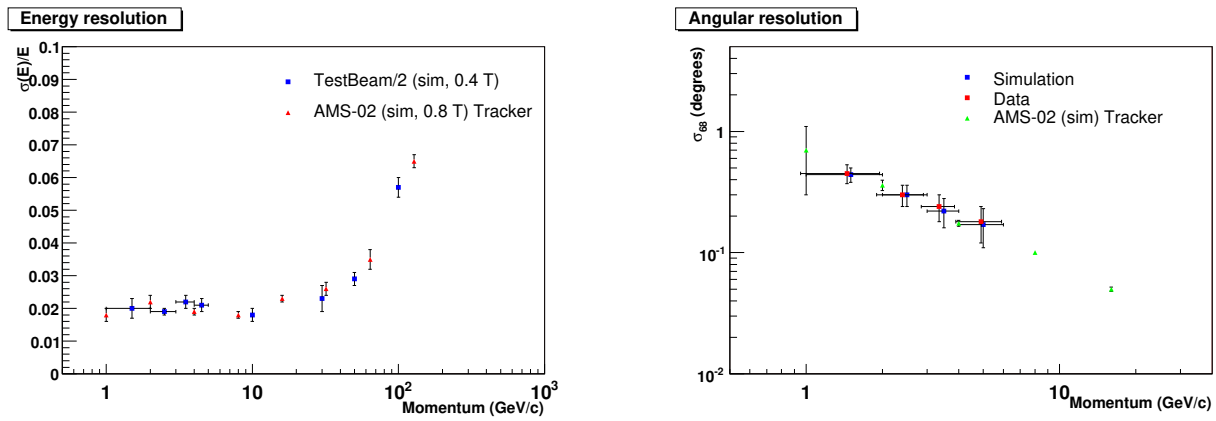

(a) Energy resolution

(b) Angular resolution

Fig. 6. Energy and angular resolution measured at test beam for *conversion mode* compared with Monte Carlo expectations with 0.4 T magnetic field and extrapolated to field value of AMS-02 experiment, 0.8 T.

III. Astrophysical gamma sources

The 3rd EGRET catalogue [4] contains 271 sources among which 170 are unidentified. With larger statistics and a different energy range AMS-02 will provide interesting data about unidentified sources as well as known pulsars, blazars and AGNs. The very good angular resolution in *conversion mode* of AMS-02 will allow to localise sources more precisely and determine their flux with better accuracy due to better separation from diffuse background. Discovery of new sources is also expected.

For example a possible AMS-02 measurement is presented on the left plot of Figure 7(a). AMS-02 data on the spectrum of Vela pulsar in the energy range from 5 to 50 GeV, where there is not enough statistics from EGRET, will allow to distinguish between two models of gamma emission [9].

IV. Diffuse gamma background

The galactic gamma ray diffuse background is believed to be produced in the interstellar medium by π^0 decay, bremsstrahlung and inverse Compton scattering. It has been measured by EGRET [3] and is usually presented as integrated flux in energy bins. It allows not only to create sky maps of the diffuse background but also to perform spectral studies. On the right plot of Figure 7(b) the gamma ray spectrum observed by EGRET and other experiments is shown together with a gamma ray emission model. The EGRET measurements present a flux excess in the GeV energy region. This is explained in various ways, from model tuning [11] to assumption of Dark Matter annihilation [12]. AMS-02 will contribute to a better understanding of the diffuse gamma spectrum in the GeV region.

The improvement of this measurement in the GeV-region could lead to conclusion about the nature of this excess.

The maps of the gamma ray background which will be measured by AMS-02, are expected to have better resolution than the EGRET ones. It will help in observations and flux determination of the gamma sources.

V. Dark Matter

The nature of Dark Matter is one of the outstanding questions of cosmology. Its existence is required by a multitude of observations [16]. In the framework of the Standard Cosmological Model, WMAP [17] quotes a total matter density $\Omega_m = 0.27 \pm 0.04$ and baryon density $\Omega_b = 0.044 \pm 0.04$, which confirm that most of the matter is non-baryonic, in agreement with the results obtained from primordial nucleosynthesis. Supersymmetric theories offer an excellent Weakly Interacting Massive Particle (WIMP) as a Dark Matter component. In particularly the neutralino (χ_1^0) of the Minimal SuperSymmetric Standard Model (MSSM) assumed as Lightest Supersymmetric Particle (LSP) is the most accredited candidate. Less conventional scenarios than the neutralino in the minimal supersymmetric model (mSUGRA) as Anomaly Mediated Supersymmetry Breaking (AMSB) and extra-dimensional models as Kaluza-Klein particles have been also suggested (Ref. [15] and references therein).

AMS-02 has potential in observation of Dark Matter signal from the Galactic Center in the gamma channel. The expected signature is a deformation of the spectrum or a monochromatic line from $\chi\chi \rightarrow \gamma\gamma, Z\gamma$ processes.

The γ-predicted fluxes from Galactic Centre from neutralino annihilation in the framework of mSUGRA, AMSB and Kaluza-Klein dark matter annihilation for different scenarios are used to define the discovery potential for non-baronic Dark Matter by AMS-02 [15]. This probe of the Dark Matter trough indirect γ detection depends on astrophysical uncertainty and on the particle physics models.

The particle physics models can be grouped as:

- **mSugra models** In this framework, few SUSY benchmark points have been proposed to provided a common way of comparing the SUSY discovery potential of

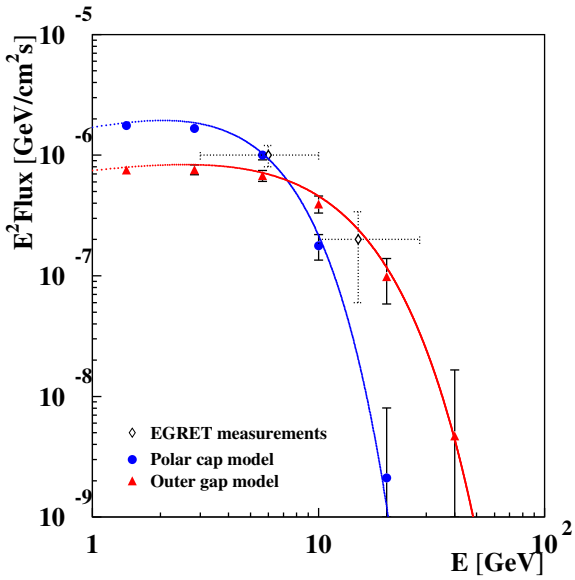

(a) Vela pulsar

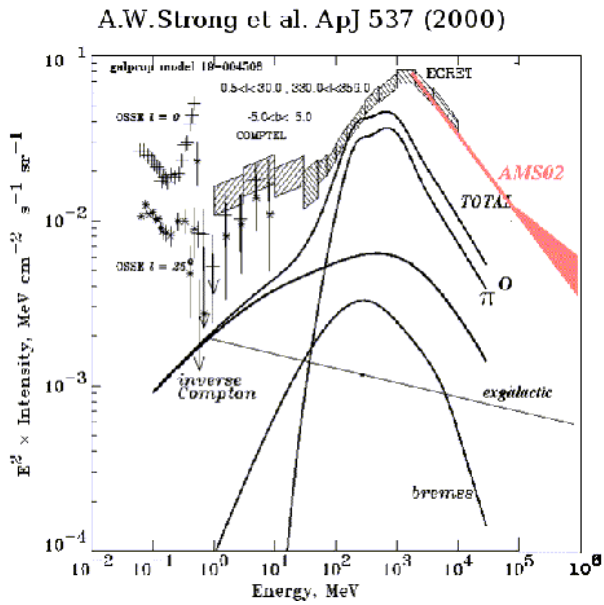

(b) Diffuse gamma emission from the central part of the Galaxy

Fig. 7. Left plot: expectations from *Outer Gap* and *Polar Cap* models of gamma ray emission from the Vela pulsar. AMS-02 will be able to distinguish between these two models [9]. Right plot: measurements and model predictions for diffuse gamma emission from the central part of the Galaxy [10]. Estimated AMS-02 measurements are shown in red.

accelerators. Each of these points corresponds to different configuration of five mSUGRA parameters [15]. The integrated γ flux from the Galactic Centre as function of neutralino mass M_χ for a NFW standard profile and for a γ-ray energy threshold of 1 GeV is shown in Fig 8(a). Fig. 8(b) shows the results for a more favorable NFW cuspy dark matter profile.

- **Anomaly Mediated Supersymmetry Breaking parametrization**, as the name suggests, is a gravity-mediated mechanism. In these models the lightest neutralino and the lightest chargino are mass-degenerate.
- **Kaluza-Klein Dark Matter**. These models with compact extra-dimensions predict several new states called Kaluza-Klein (KK) excitations. The conservation of KK number implies that the particles of this model cannot decay in Standard Model particles, thus the lightest particle is stable. The most promising lightest particle candidate for Dark Matter is the first excitation level of Hypercharge gauge boson, $\mathrm{B}_{(1)}$.

The astrophysical uncertainty depends on the assumptions of density profile near Galactic Center. The mass density profile of the Galaxy, $\rho_\chi(r)$, can be parametrized assuming a simple spherical Galactic halo as function of the distance of Galactic Centre from Earth, R_0,the halo density, ρ_0, and the core radius a. The value of the three parameter α, ϵ and γ distinguish the different models.

$$\rho_\chi(r) = \rho_0 \left(\frac{R_0}{r}\right)^\gamma \left(\frac{R_0 + a^\alpha}{r^\alpha + a^\alpha}\right)^\epsilon \qquad (1)$$

The NFW-standard, NFW-cuspy and Moore profile models differ among them for the value of these parameters. The increased number of photons corresponds to NFW-cuspy profile which is the most favorable to this study.

The expected fluxes for different modes together with AMS sensitivity are shown in Fig. 8 for different models. More on this subject can be found in [13], [15].

VI. Gamma Ray Bursts

Gamma Ray Bursts are the most energetic phenomena in the Universe. Their nature, after many years of observations and collection of rich GRB catalogs, remains unexplained. More observations are needed especially at high energy as the dynamic range of previous experiments extends only to around 1 GeV.

Due to the large AMS-02 acceptance and to the relatively large field of view, observation of a few GRBs during the 3 year mission is expected. AMS-02 observations lie in the unexplored energy range. An extrapolation from previous GRBs allows to estimate that about 30 gammas above 1 GeV will be measured if a burst similar to GRB950503 happens again. In addition, at the time of AMS-02 mission, other dedicated GRB observatories will be on orbit. A synchronization of observations (one of the main reasons for the presence of a dedicated Global Positioning System on board AMS-02) might lead to interesting results. The good time resolution of the detector will also allow to perform some studies on quantum structure of the space-time [14].

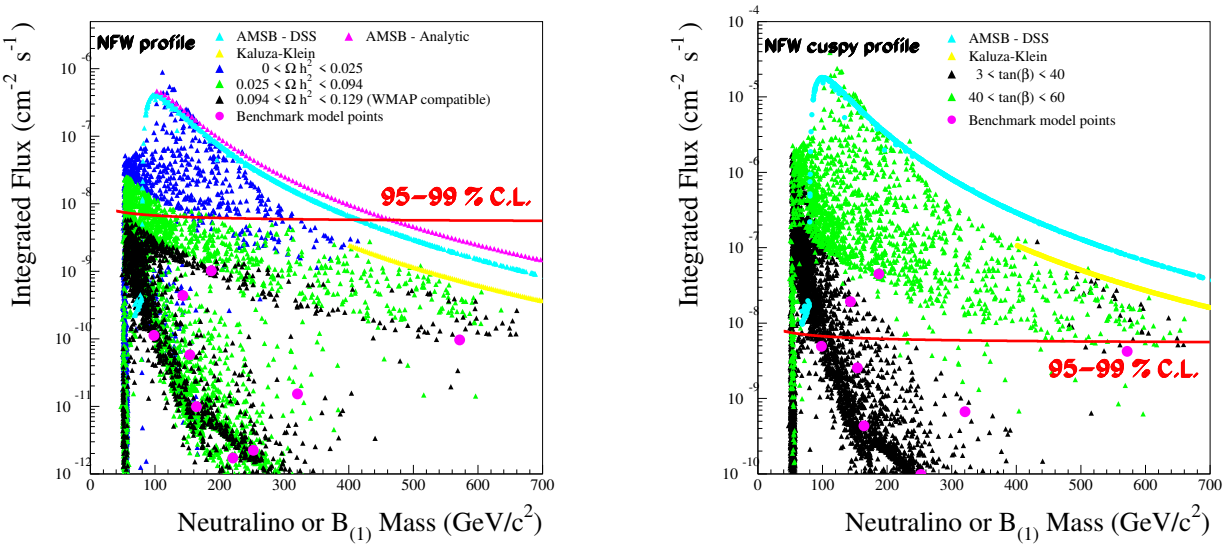

(a) NFW profile

(b) NFW cuspy profile

Fig. 8. The integrated γ flux from Galactic Centre as function of m_χ for NFW(right) and NFW cuspy (left) halo profile parameterisations [15].

VII. Conclusion

The AMS-02 gamma ray physics program is rich. One of the most important issue is Dark Matter search. The Dark Matter indirect search potential by AMS experiment is explored with an evaluation of γ-ray flux from Galactic Centre Region, in some benchmark points of mSUGRA, AMSB and Kaluza-Klein models. Only models with mSUGRA scenario in particular the region of supersymmetric parameter space yield significant results on a realistic time scale. Several mSUGRA models in the case of a favorable galactic halo configuration, such as the cuspy and very cuspy NFW profiles, provide exclusion limits after three years of data taking.

The AMS-02 gamma ray physics program includes also the mapping of the gamma ray diffuse background, observation of gamma ray sources and measurements of their spectra, and of rare, high energy Gamma Ray Bursts. In all this domain the AMS contribution will be fundamental and these are little steps in the Universe understanding.

Acknowledgment

I would like to thank for the discussions in the preparation of this contribution and for the critical reading of manuscript Dr. Mariusz Sapinski.

References

[1] F. Barao [AMS-02 Collaboration], Nucl. Instrum. Meth. A **535** (2004) 134.
[2] C. E. Fichtel, A&AS **120**, 4 (1996).
[3] S. D. Hunger *et al.*, Astrophys. J. **481**, 205 (1997).
[4] R.C. Hartman *et al.*, Astrophys. J., Suppl. Ser. **123**, 79 (1999).
[5] I. Sevilla Noarbe, "Simulation of AMS Orbit", AMS note 2004-03-03
[6] R. Brun *et al.*, GEANT 3, CERN DD/EE/84-1 (Revised 1987)
[7] I. Sevilla Noarbe, Private communication, (2006).
[8] J. Bolmont, M. Sapinski, I. Sevilla Noarbe, G. Lamanna, AMS-note 2004-02-01
[9] J. K. Daugherty *et al.*, Ap.J. **458**, 287 (1996), R. W. Romani, Ap.J. **470**, 469 (1996).
[10] A. W. Strong, I. V. Moskalenko and O. Reimer, Astrophys. J. **537**, 763 (2000).
[11] A. W. Strong, I. V. Moskalenko and O. Reimer, Astrophys. J. **613**, 956 (2004).
[12] W. de Boer, New Astron. Rev. **49**, 213 (2005).
[13] J. Pochon, "Astroparticle physics with AMS-02",proceeding of the 29th International Cosmic Ray Conference, 03-10 August, 2005, Pune; India (2005).
[14] G. Amelino-Camelia, *et al.*, Nature **393**, 763 (1998).
[15] A. Jacholkowska *et al.*, Phys. Rev. D **74** (2006) 023518
[16] N. A. Bahcall and X. H. Fan, Astrophys. J. **504** (1998) 1
[17] C. L. Bennett *et al.*, Astrophys. J. Suppl. **148**, 1 (2003)