

Searches for Higgs and physics beyond the Standard Model in ATLAS

Cesare Bini

Sapienza Università and INFN Roma
on behalf of the ATLAS collaboration

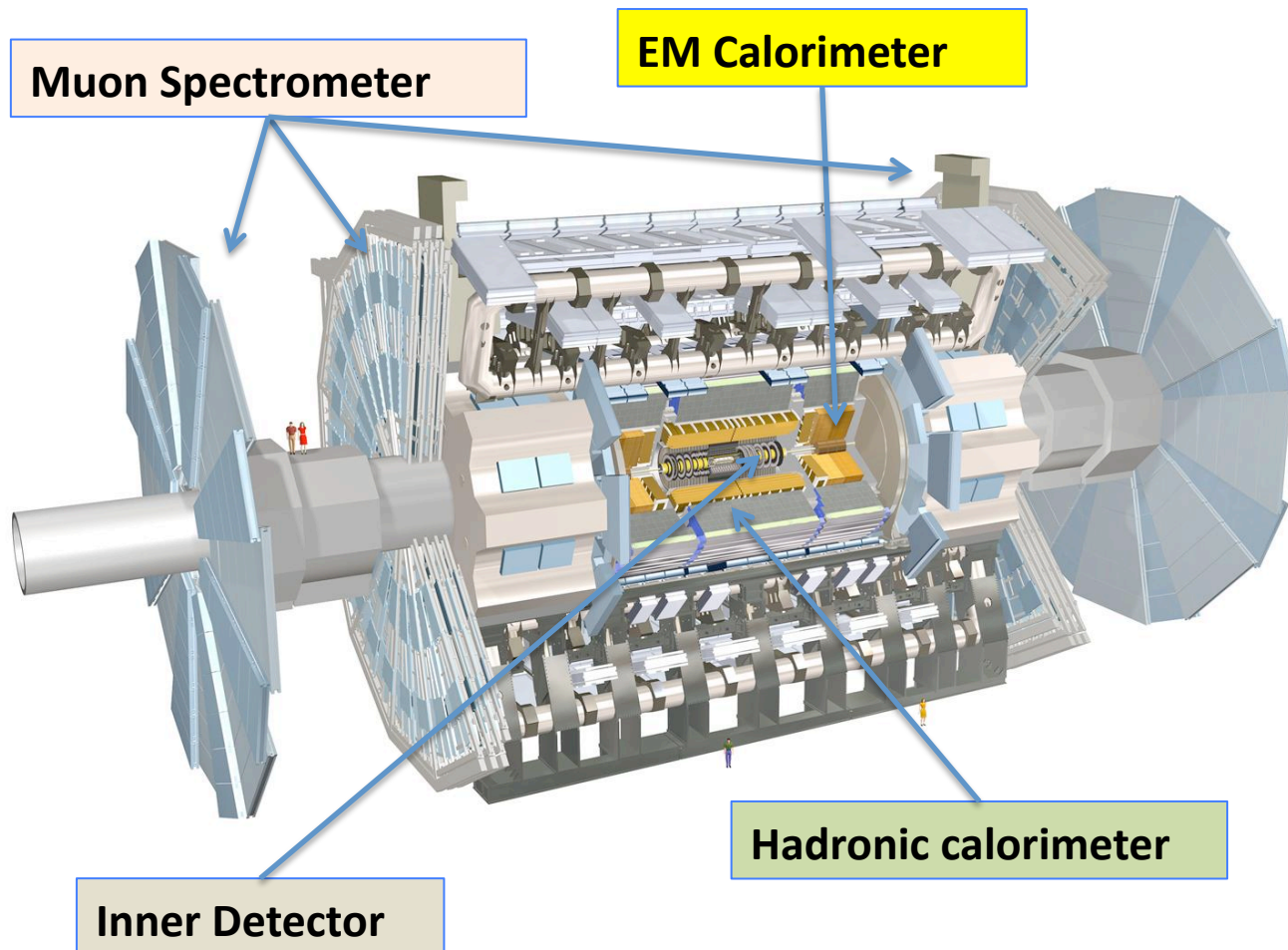
Outline:

- (1) The ATLAS experiment at LHC
- (2) Searches for a Standard Model Higgs Boson
 - Analysis strategy
 - A selection of channels
 - Combined results
- (3) Searches for physics beyond the Standard Model
 - Measurement of Standard Model processes
 - Searches for new particles
 - Supersymmetry
- (4) Conclusions

The ATLAS Experiment at LHC - I

Multi-purpose, high resolution and highly hermetic detector

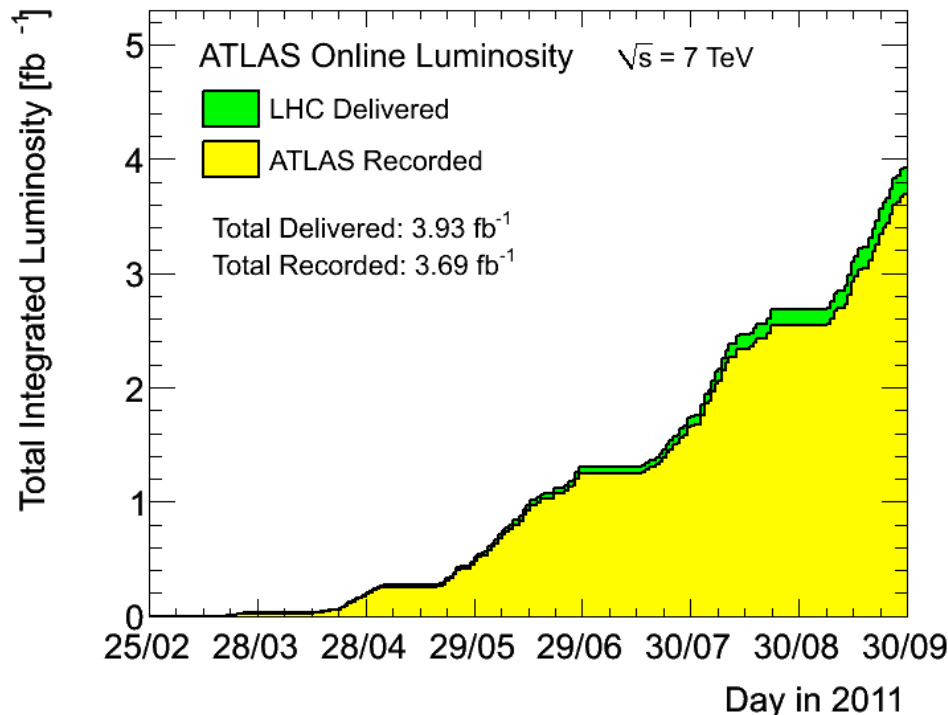
- Magnets → 1 Central Solenoid + 3 air-core toroids
- Tracking → Silicon+Transition radiation tracker
- EM calo → Sampling LAr calo
- HAD calo → Plastic scintillator (barrel) + LAr technology (endcap)
- Muon → Trigger chambers (RPC and TGC) + Precision chambers (MDT and CSC)



- Reconstructed Objects:
- leptons
 - electrons
 - muons
 - taus
 - photons
 - jets
 - missing energy
 - b-jets
- Kinematic variables:
- $p_T = |p| \sin\theta$
 - $\eta = -\log\tan(\theta/2)$

The ATLAS Experiment at LHC - II

- LHC reached a peak luminosity of $\sim 3.3 \times 10^{33} \text{ cm}^{-2} \text{ s}^{-1}$ with 50 ns bunch trains
- Data taking started in March with $\sqrt{s} = 7 \text{ TeV}$ and going on up to the end of 2012;
- 95% of LHC delivered luminosity (3.9 fb^{-1} up to date) is recorded by ATLAS;
- All subsystems are highly efficient (between 90% and 100%), performance are continuously monitored



Results presented here: up to August 2011
 $L_{\text{int}} < 2.2 \text{ fb}^{-1}$

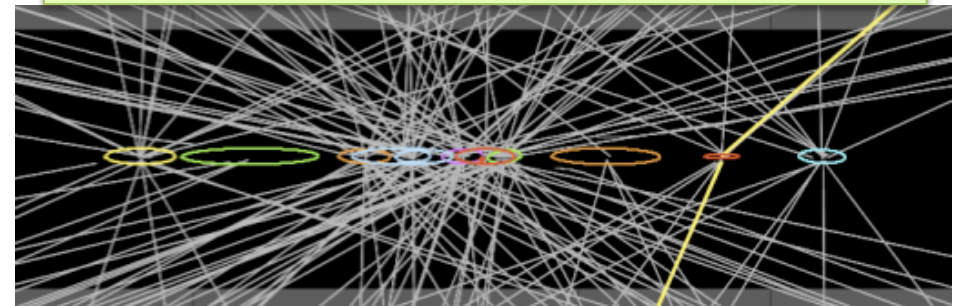
The Pile-Up effect is a “challenge” for extracting physics !

$\langle \# \text{evts/bunch crossing} \rangle \sim 6$

and depending on LHC conditions.

Much progress understanding impact on performance, with data & simulation

Example of collision with 11 events: in yellow $Z \rightarrow \mu^+ \mu^-$



Ongoing runs (Sept.2011) with high luminosity:
 $\langle \# \text{evts/bunch crossing} \rangle \sim 15$

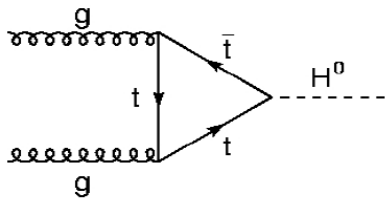
Searches for a Standard Model Higgs Boson

First item of the ATLAS physics program in 2011-2012 run:

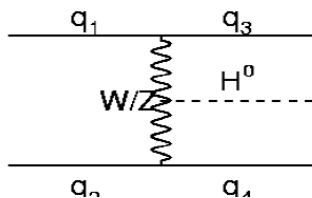
Discovery or exclusion of the Standard Model Higgs Boson in the full allowed mass range

Higgs production in pp collisions at $\sqrt{s} = 7$ TeV

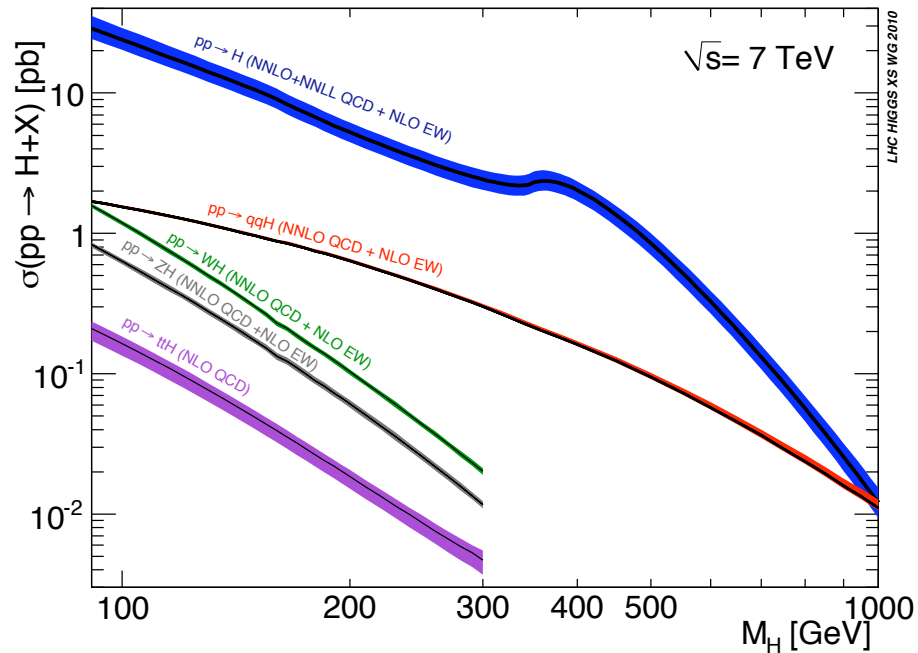
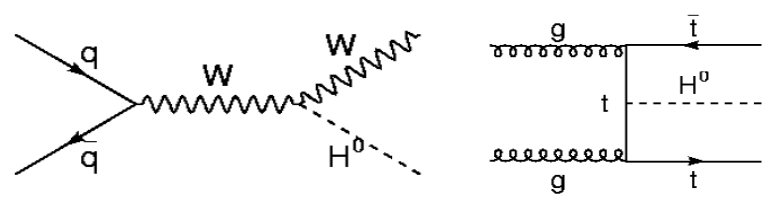
Gluon Fusion
 $pp \rightarrow H$



Vector Boson Fusion:
 $pp \rightarrow qqH$



Associated Production:
 $pp \rightarrow WH, ZH, ttH$



gluon-gluon fusion is the most abundant production channel, but **VBF** and **associate production** can be experimentally more favourable in specific cases.

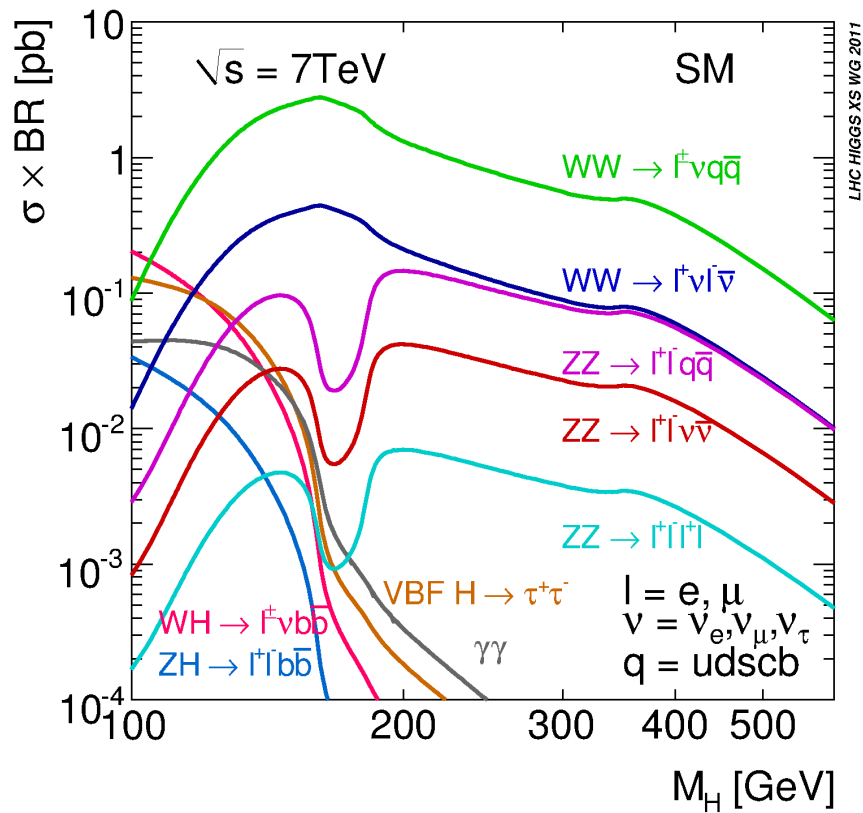
Higgs decay channels: BRs depend on Higgs mass

Depending on Higgs mass different channels become relevant

A “multi – channel” combined analysis is required

In any case the expected cross-sections are below the “few pb” level

→ **integrated luminosity** and **background rejections** are the two important issues



channel	Mass range (GeV)	Lumi (fb ⁻¹)	
H → γγ	110 ÷ 150	1.08	(*)
Z(W)H → Z(W)bb	110 ÷ 150	1.04	A.P.
H → ττ	110 ÷ 150	1.06	V.B.F.
H → WW ^(*) → lνlν	110 ÷ 300	1.70	(*)
H → ZZ ^(*) → lljj	110 ÷ 600	2.20	(*)
H → ZZ → lljj	200 ÷ 600	1.04	
H → ZZ → llνν	200 ÷ 600	1.04	

Additional channels are possible and will be added with larger luminosities

Higgs boson searches: analysis strategy

“*Cut & Count*” based analyses

- **Trigger** (changing along data taking)
- **Event Selection**
 - Object definition (lepton, jets, missing ET,...);
 - Collision event selection (common to all channels);
 - Specific event selection and acceptance definition
- **Background evaluation**
 - Mostly, *data-driven methods*:
 - (1) count events in background enhanced control regions
 - (2) extrapolation to signal region based on MC or data
- For each value of M_H *likelihood fit* of data in one or more variables
- **Confidence interval** based on CL_s method on
$$\mu = \frac{\sigma_{meas}}{\sigma_{SM}}$$

Then: channel “combination” → Confidence intervals for μ vs. M_H

H \rightarrow $\gamma\gamma$: the low mass “golden channel”

Low cross-section (< 0.1 pb) BUT very clean signature with limited background.

Trigger:

2 photons with $E_T > 20$ GeV ($\approx 99\%$ efficient)

Selection:

Object “photon”: measure energy and direction

2 isolated “photons” ($E_T^1 > 40$ GeV, $E_T^2 > 25$ GeV)

Di-“photon” Invariant Mass range 100 \div 160 GeV

Backgrounds:

Di-photon (irreducible) (72%)

photon + jet (rej. needed $\approx 10^4$)

Di-jet (rej. needed $\approx 10^7$)

Discriminant variable

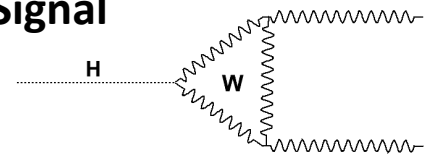
$m_{\gamma\gamma}$, resolution ≈ 1.7 GeV

Fit

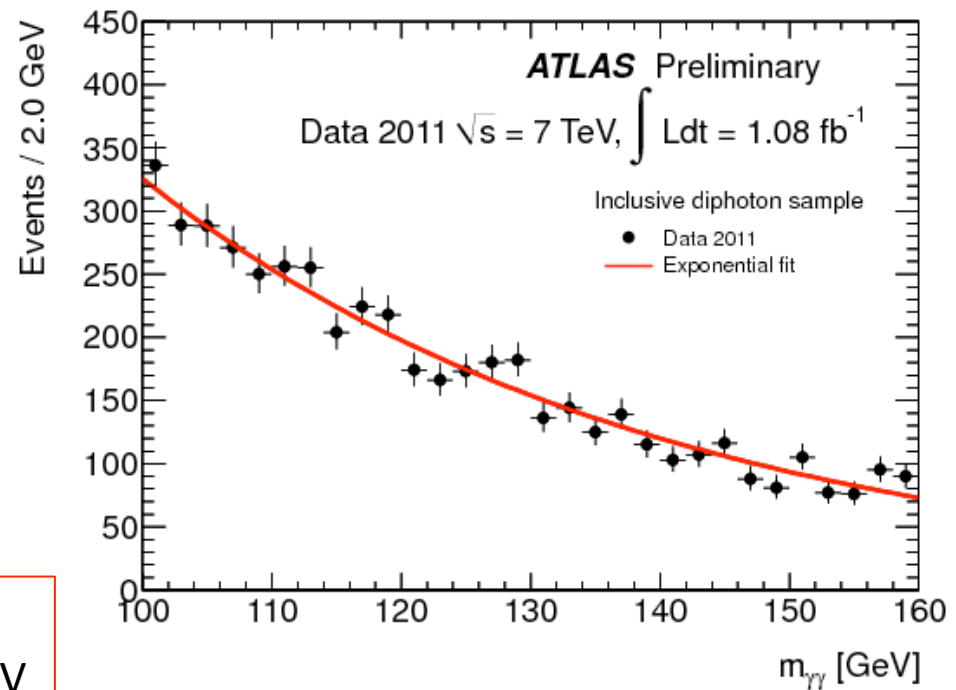
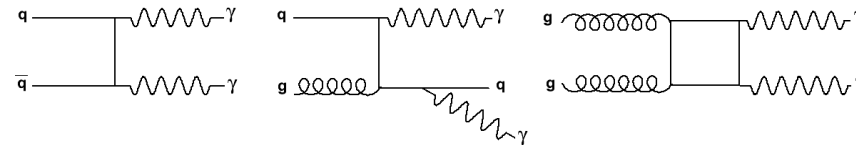
exponential (background)

CrystalBall resol. function(signal)

Signal



Irreducible background: $pp \rightarrow \gamma\gamma + X$



No signal found

\rightarrow Set upper limits on μ for $110 < M_H < 150$ GeV

H → WW^(*) → lνlν: the best channel at intermediate masses - I

Highest sensitivity for 130 < M_H < 200 GeV and good sensitivity for 110 < M_H < 300 GeV

Signature: two leptons, Missing energy and limited “jet activity”

No possibility to reconstruct Higgs mass.

Trigger:

Single lepton: p_T(electron) > 20 ÷ 22 GeV OR p_T(muon) > 18 GeV

Selection:

2 opposite sign isolated high-p_T(*) leptons

Large E_T^{miss} > 40 (25) GeV

Topological cuts on two-lepton system (m^{ll}, p_T^{ll}, Δφ^{ll})

Transverse mass m_T(**) cut (M_H); 0.75 × M_H < m_T < M_H

Backgrounds:

WW production (irreducible)

top-antitop

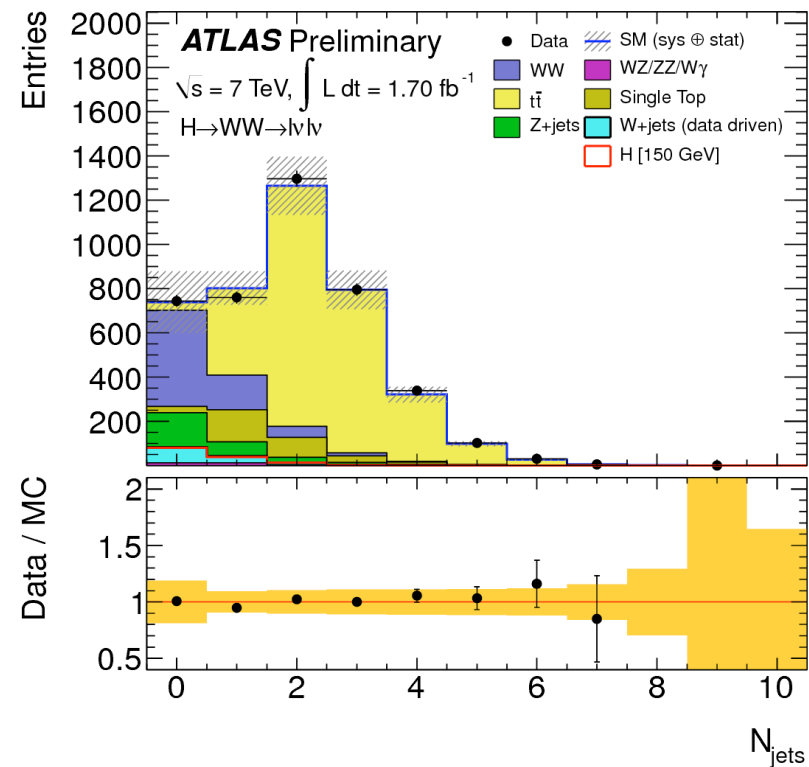
single top

Z+jets

Count events in signal region, estimate backgrounds

(*) cuts depend on leptons being ee, μμ or eμ

$$(**) \quad m_T = \sqrt{(E_T^{\ell\ell} + E_T^{\text{miss}})^2 - (\mathbf{P}_T^{\ell\ell} + \mathbf{P}_T^{\text{miss}})^2}$$



H → WW^(*) → lνlν: the best channel at intermediate masses - II

After selection the events are divided in two categories:

0-jet

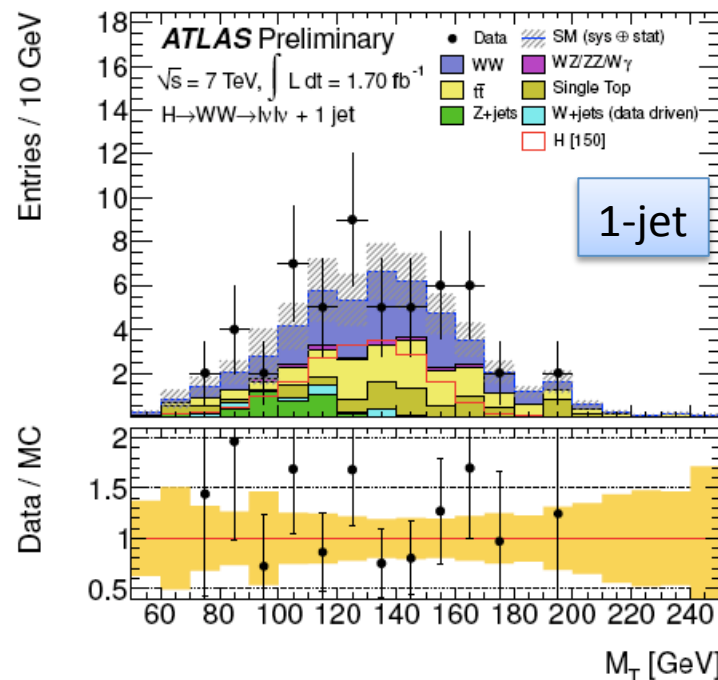
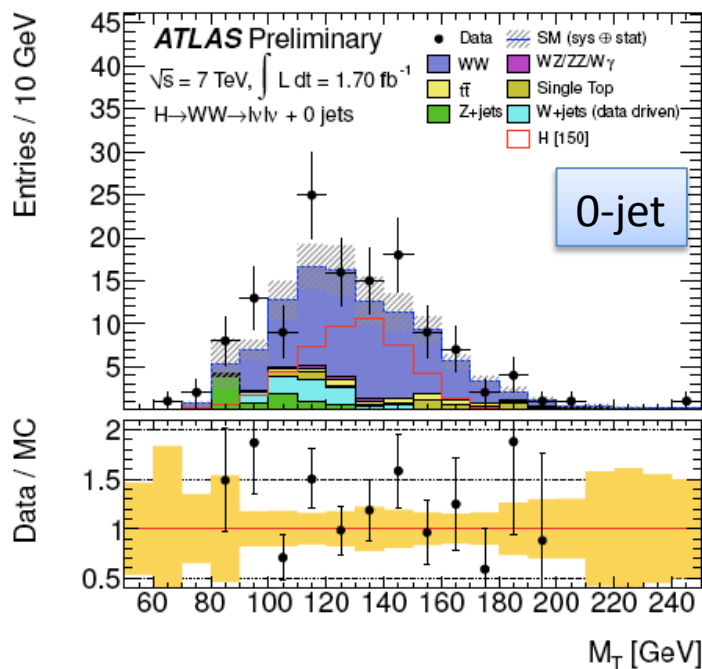
1-jet ($p_T(\text{jet}) > 25 \text{ GeV}$, $|\eta|(\text{jet}) < 4.5$, b-tag veto)

to exploit the different background composition in the two bins.

	WW	ttbar	Total back.	Data	Higgs $M_H=150$
0-jet	43±6	2.2±1.4	53±9	70	34±7
1-jet	10±2	6.9±1.9	23±4	23	12±3



No signal found
 → Set upper limits on μ for
 $110 < M_H < 300 \text{ GeV}$



H → ZZ^(*) → llll: the “golden” channel

Very clean signature (4μ, 4e, 2μ2e) with good sensitivity in the full mass range

Trigger:

Single lepton: $p_T(\text{electron}) > 20 \div 22 \text{ GeV}$ OR $p_T(\text{muon}) > 18 \text{ GeV}$

Selection:

Four isolated leptons: 2 with $p_T > 20 \text{ GeV}$, 2 with $p_T > 7 \text{ GeV}$

Two pairs of same flavour opposite sign leptons

M_{12} within $M_Z \pm 15 \text{ GeV}$; $M_{34} > 15 \div 60 \text{ GeV}$ (depending on M_H)

Backgrounds:

ZZ (irreducible but dominant)

Z+jets (for electron channel)

Zbb (for muon channel)

top-antitop

Discriminant variable:

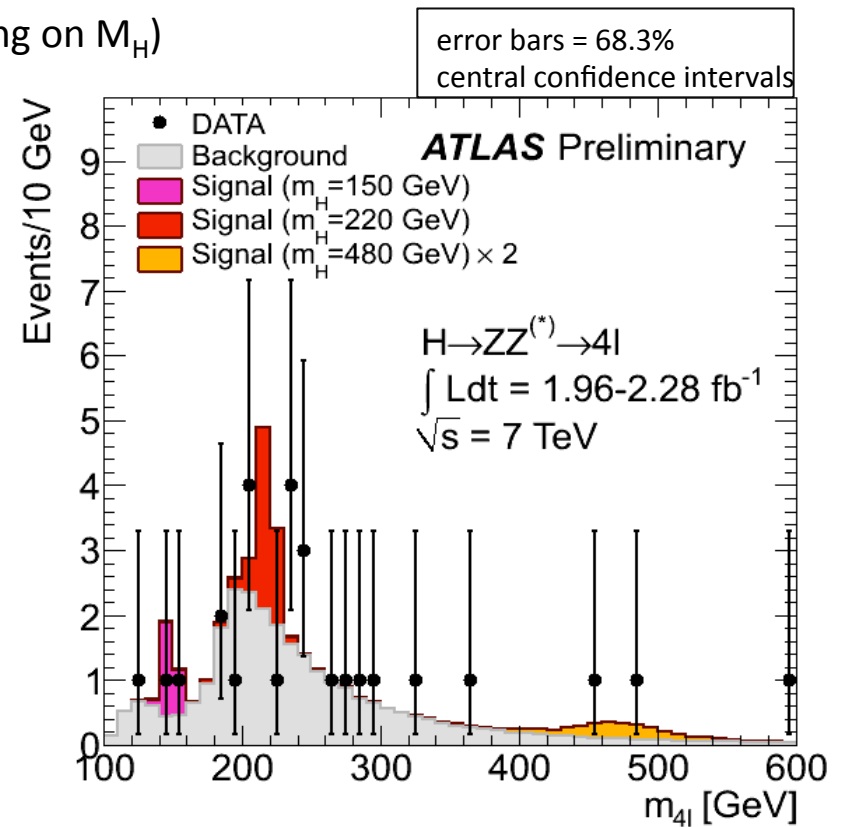
4l invariant mass m_{4l} .

$\sigma(m_{4l}) = 4.5 \div 6.5 \text{ GeV}$ (low M_H) 15 GeV (high M_H)

	4μ	2e2μ	4e	total
Data	12	9	6	27
Background	10.4	12.9	5.0	28 ± 4

No signal found

→ Set upper limits on μ for $110 < M_H < 600 \text{ GeV}$



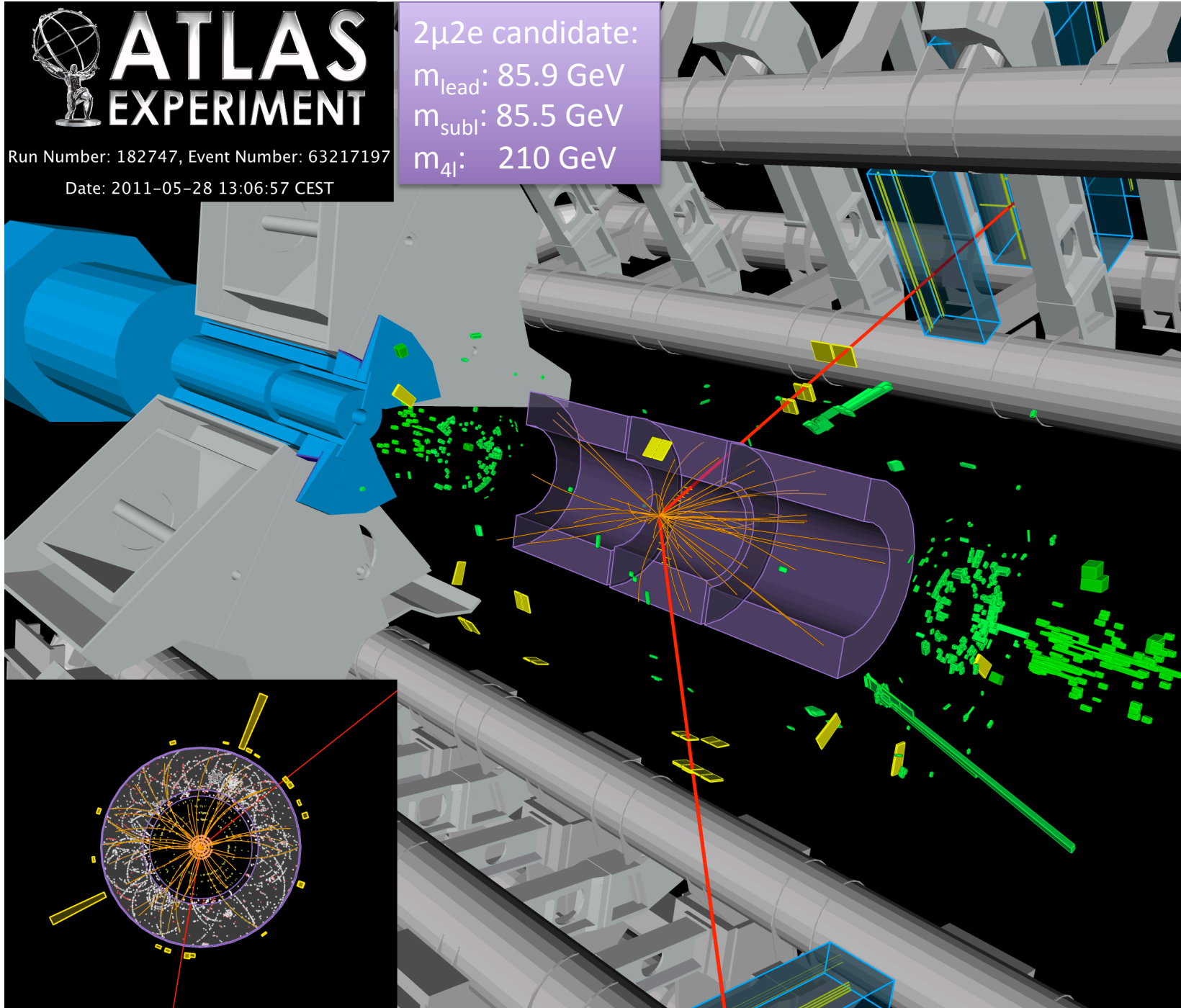


ATLAS EXPERIMENT

Run Number: 182747, Event Number: 63217197

Date: 2011-05-28 13:06:57 CEST

2 μ 2e candidate:
 m_{lead} : 85.9 GeV
 m_{subl} : 85.5 GeV
 m_{4l} : 210 GeV



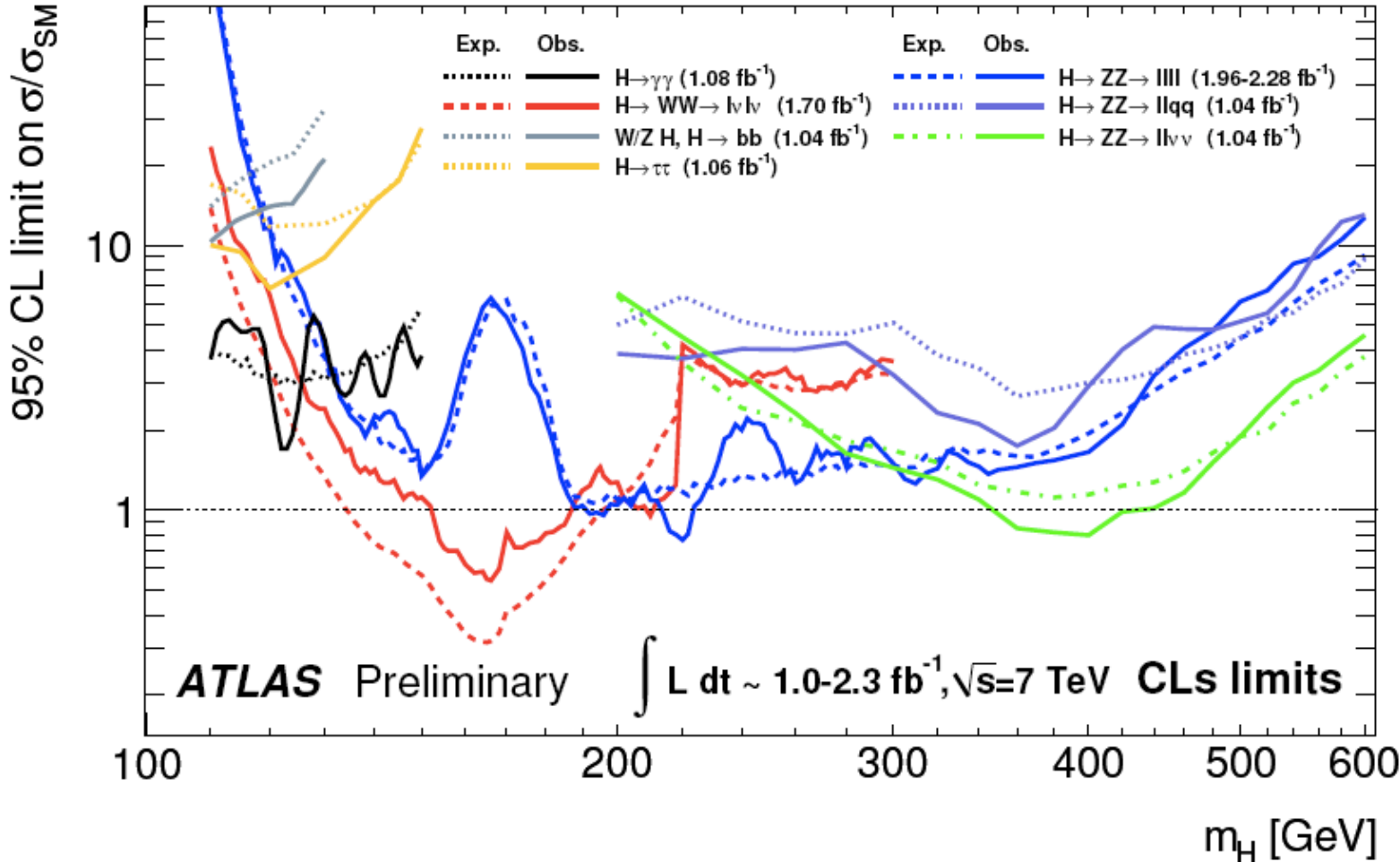
Higgs boson searches: summary of single limits

95% C.L. limit (frequentist CL_s method) on μ for all channels:

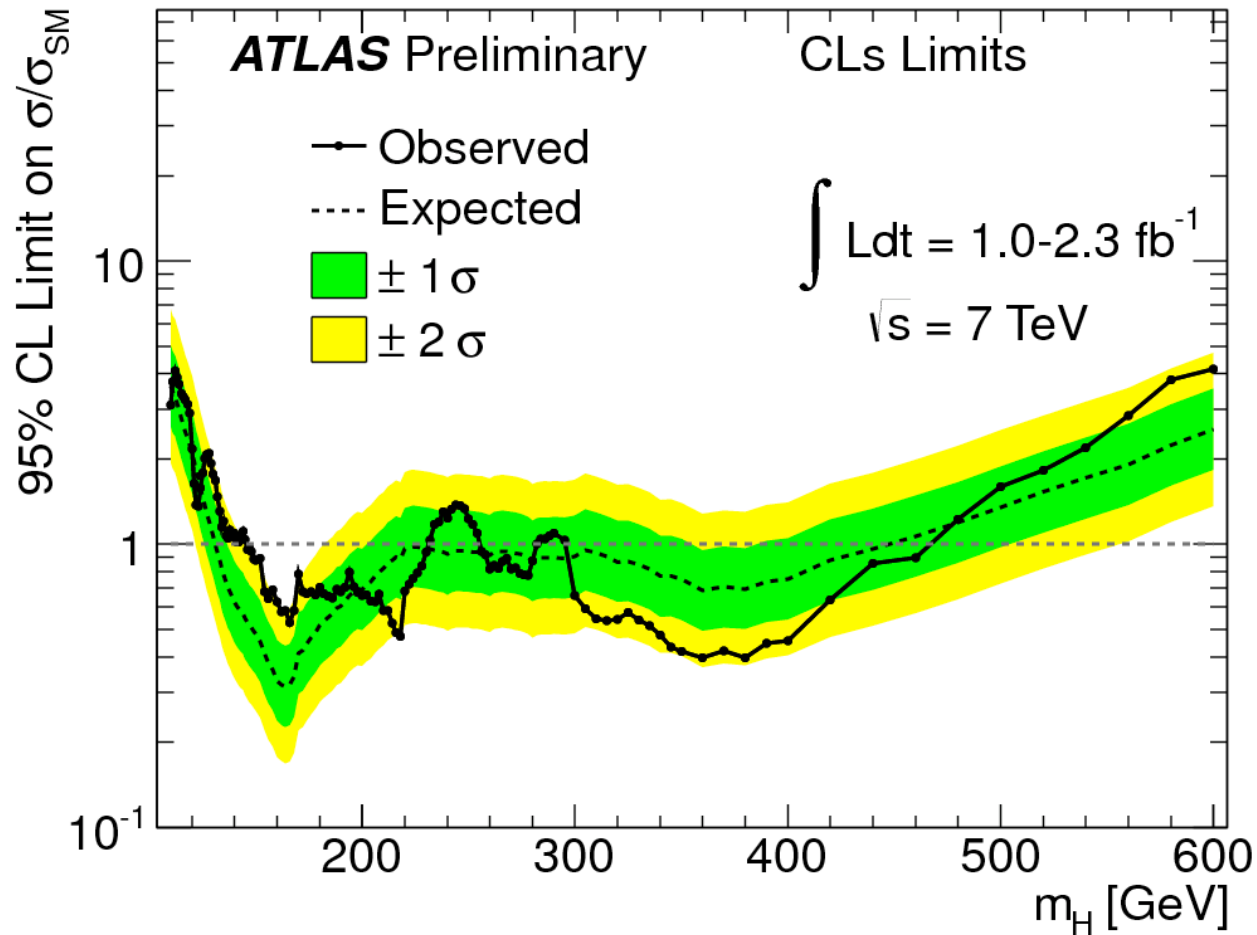
- solid colored lines: observed limit
- dashed/dotted colored lines: expected limit based on MC pseudo-experiments

Observed > Expected → data “over-fluctuate”

Observed < Expected → data “under-fluctuate”



Higgs boson searches: combined limits



ATLAS excludes @ 95% C.L. a SM Higgs Boson with masses in three ranges:
 $146 < M_H < 232$ GeV, $256 < M_H < 282$ GeV, $296 < M_H < 466$ (expected exclusion $131 < M_H < 447$ GeV)
 Poor consistency with “background only hypothesis” in the region $130 < M_H < 170$ GeV

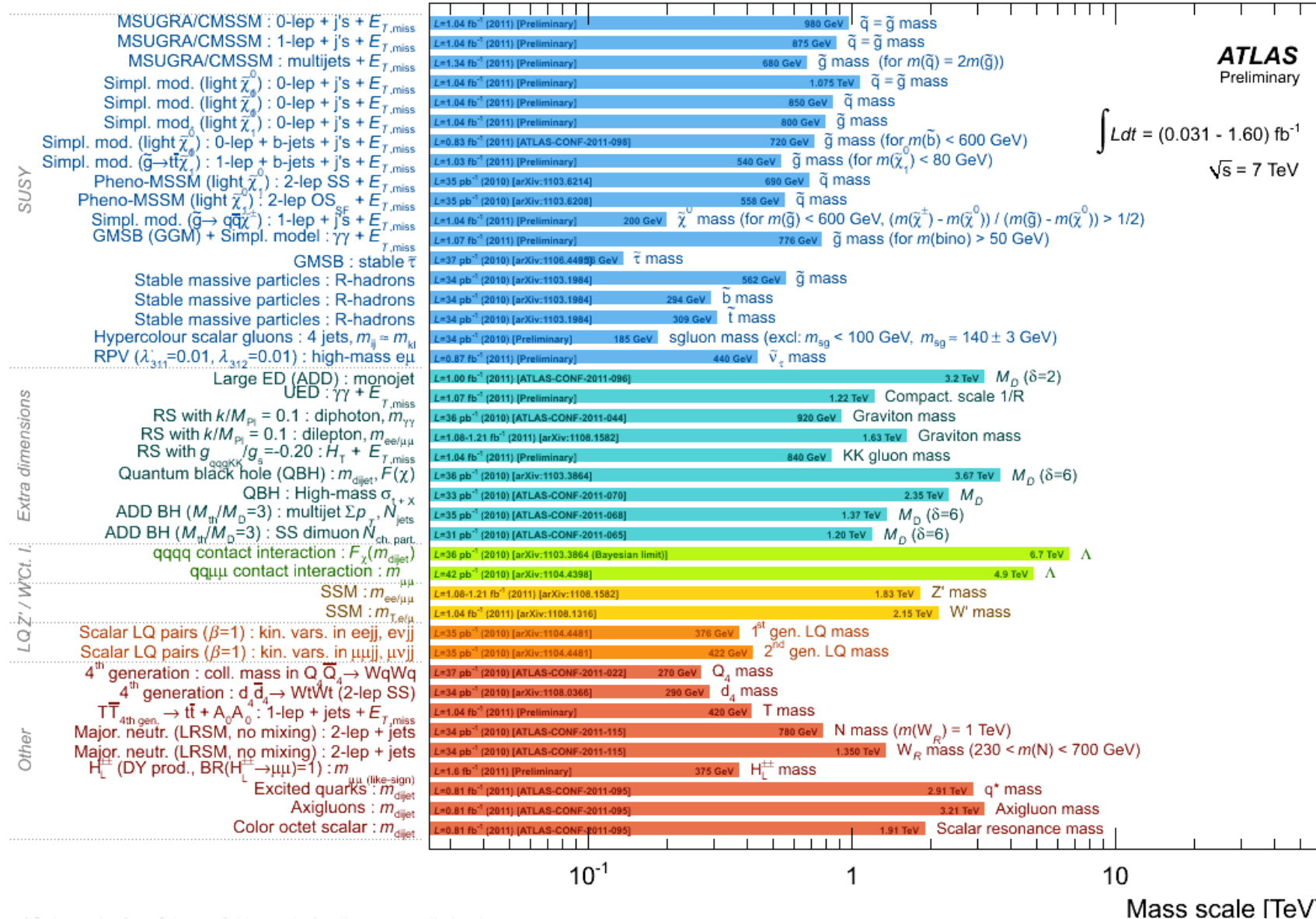
Higgs boson searches: conclusions

- ATLAS has performed a Higgs boson search on pp data corresponding to an integrated luminosity between 1 and more than 2 fb⁻¹ using several channels
- No significant excess is found in the mass range 110-600 GeV.
- Exclusion limits at 95% C.L. are set in the mass regions:
 - $146 < m_H < 232$ GeV
 - $256 < m_H < 282$ GeV
 - $296 < m_H < 466$ GeV
- These are exclusions of SM HIGGS BOSON, so that searches in the excluded regions are going on (a Higgs with different properties could emerge)
- By end of 2012 with O(10 fb⁻¹) a conclusive answer on the Standard Model Higgs should be obtained.

Searches for physics beyond the Standard Model

A huge amount of searches in a wide range of physics

ATLAS Searches* - 95% CL Lower Limits (Status: SUSY 2011)



It is not possible to describe all searches. Move in three steps:

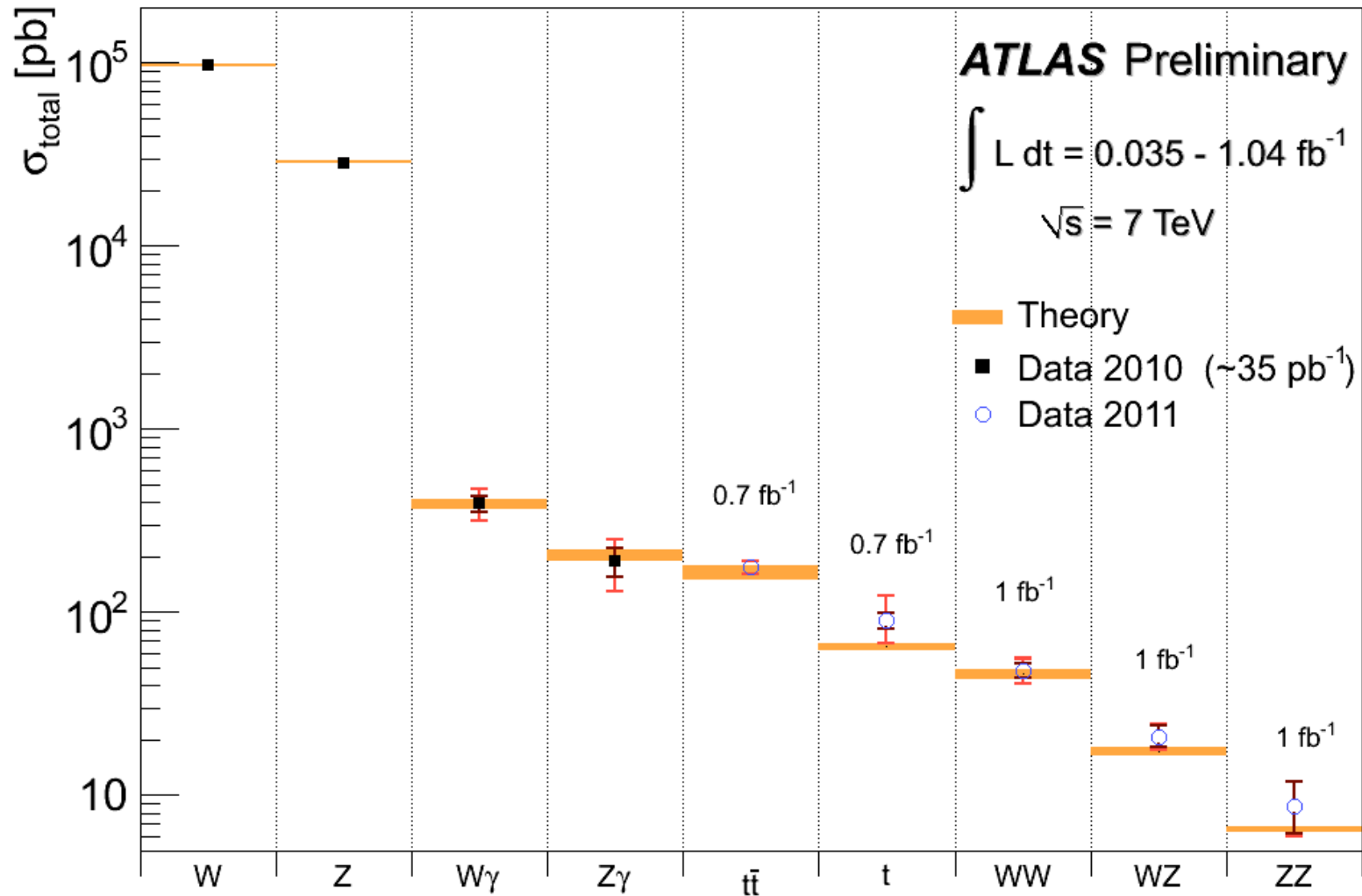
(1) Cross-section (and other observable) measurements of *Standard Model processes* at $\sqrt{s} = 7$ TeV are compared to theory predictions and extrapolations;

(2) Search for *new particles* appearing as “peaks” in mass distributions: the new energy frontier opens new “horizons”;

(3) Search for specific signatures corresponding to well defined models of BSM physics:
My choice: main results of the searches for *Supersymmetry*.

Step-(1) Cross-section measurements compared to SM predictions

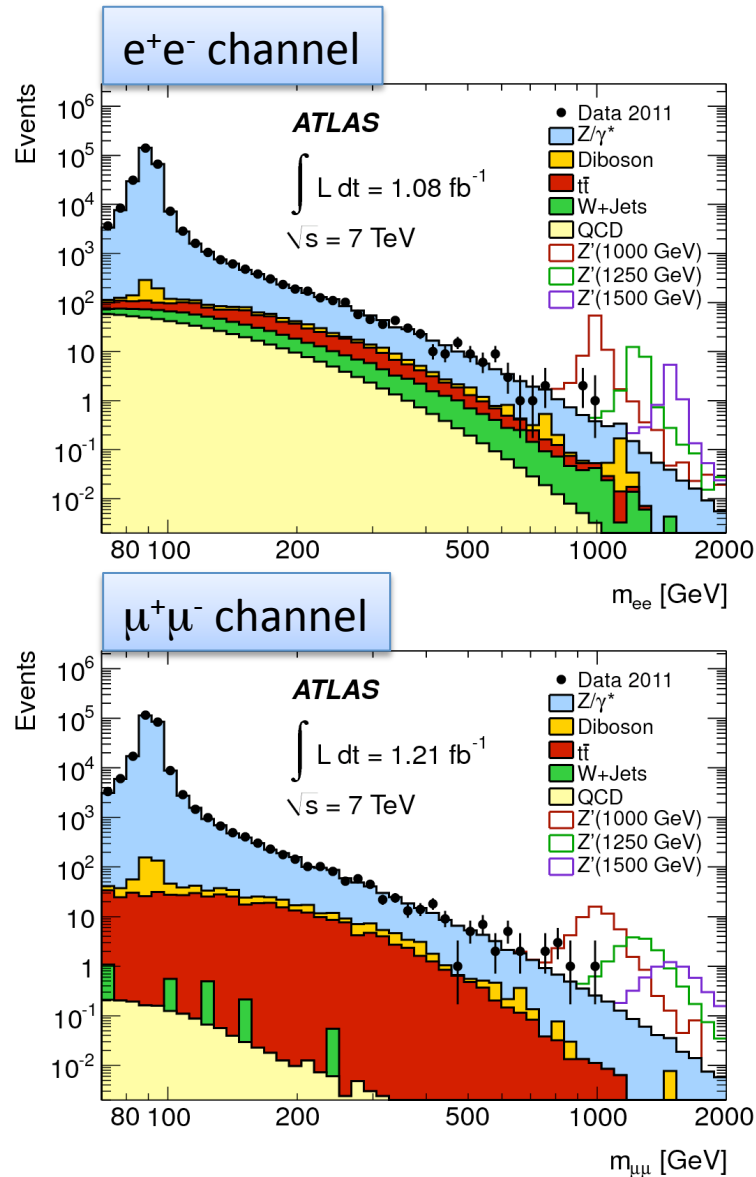
- Predictions are evaluated at NLO and more;
- PDF extrapolation uncertainty is included
- Good agreement over 4 orders of magnitude
 - SM is able to predict cross-sections once we increase energy



Step-(2) Increase of energy opens new horizons.

→ Search for a Z' boson in dileptons ($\mu\mu$ or ee)

“conceptually” simple analysis: search for a peak in a mass spectrum.

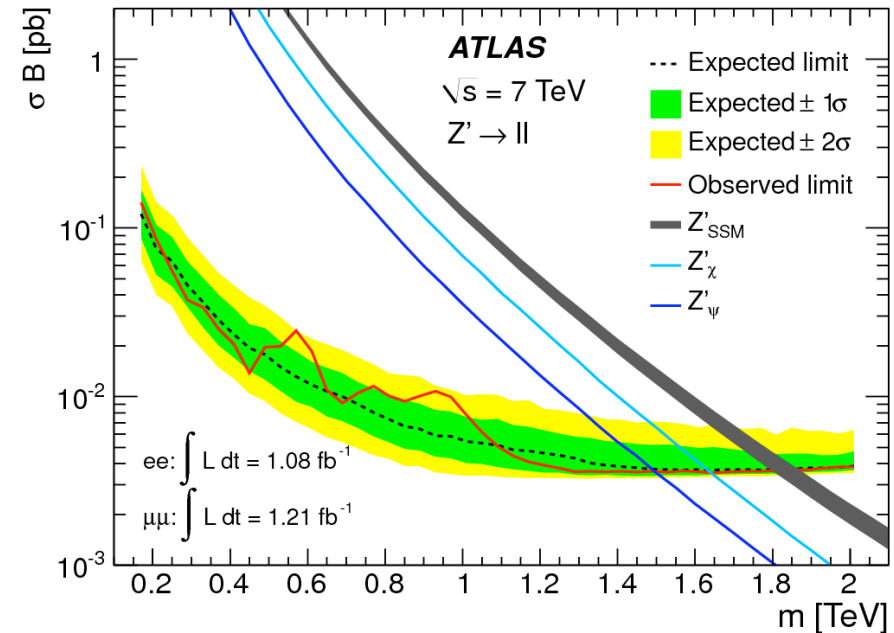


Model independent upper limits on $\sigma \times \text{B.R.}$
as a function of the mass of the new vector boson;

→ Model dependent lower limits on the Z' mass:

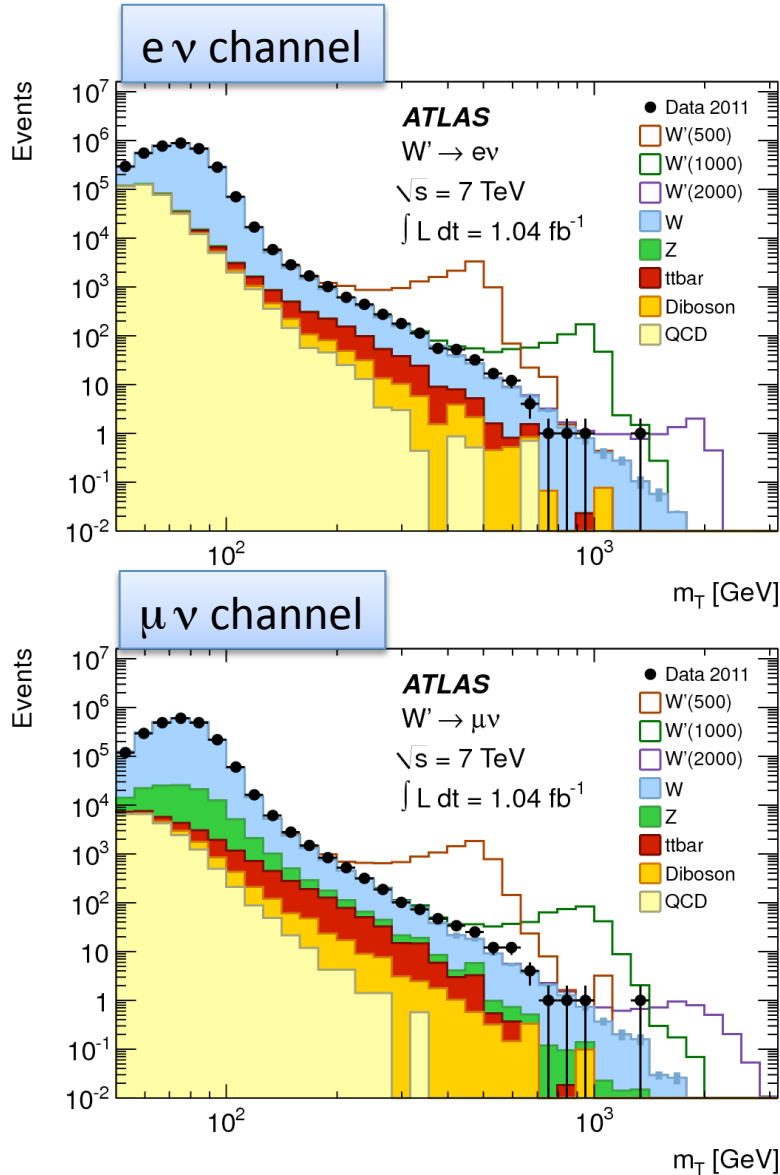
SSM: $m(Z') > 1.83 \text{ TeV @ 95\% C.L.}$

RS graviton: $m(G^*) > 1.64 \text{ TeV @ 95\% C.L.}$



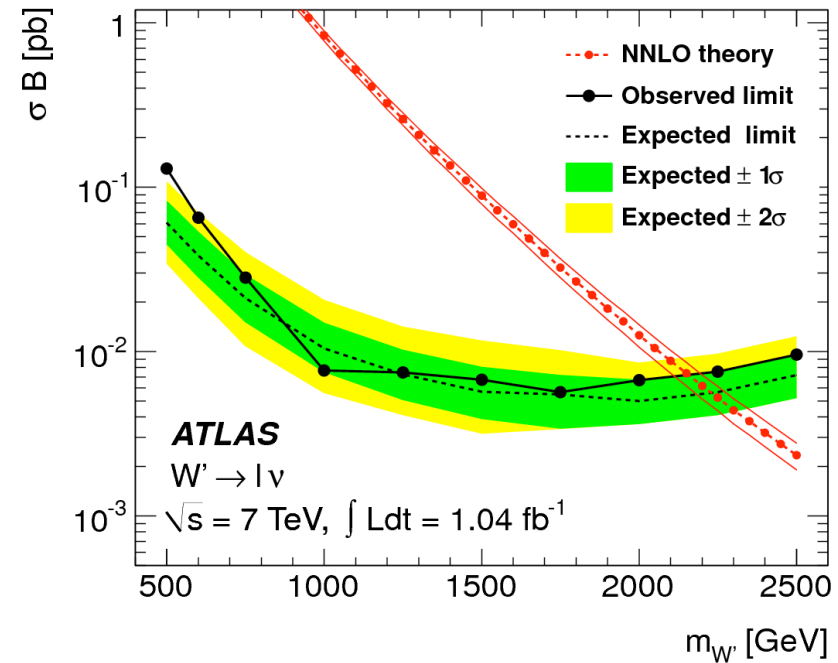
Step-(2) Increase of energy opens new horizons.

→ Search for a W' boson decaying in lepton+neutrino
 search for a “jacobian” peak in a transverse mass spectrum.



Model independent upper limits on $\sigma \times \text{B.R.}$
 as a function of the mass of the new vector boson;

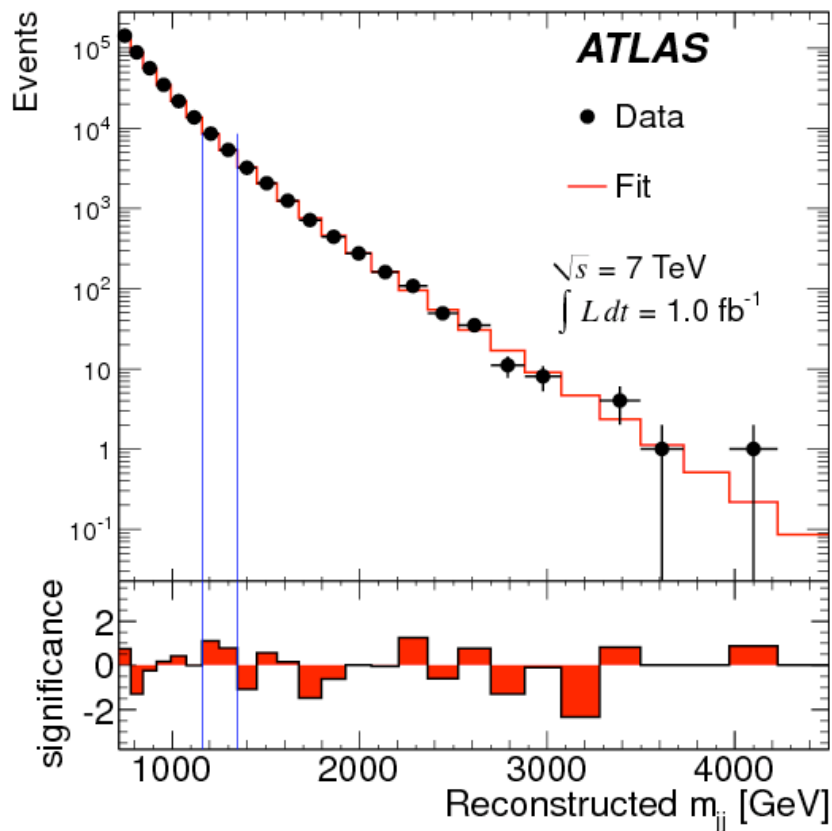
→ Model dependent lower limits on the Z' mass:
 SSM: $m(W') > 2.15 \text{ TeV @ 95\% C.L.}$



Step-(2) Increase of energy opens new horizons.

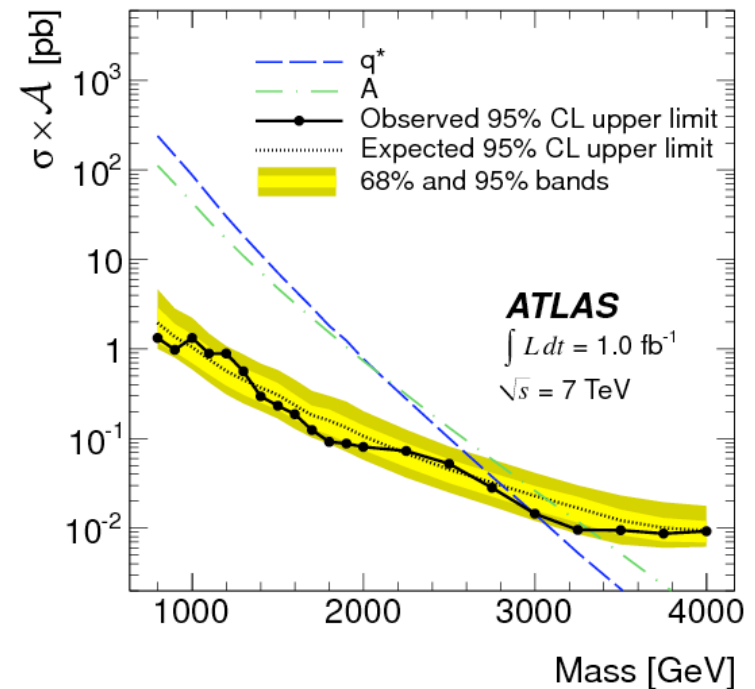
→ Search for jet-jet resonances in Dijet events
search for a peak in a dijet mass spectrum.

Reconstructed dijet mass distribution fitted with a smooth functional form describing the QCD background.
Vertical lines show the most significant excess found by the “BumpHunter” algorithm.



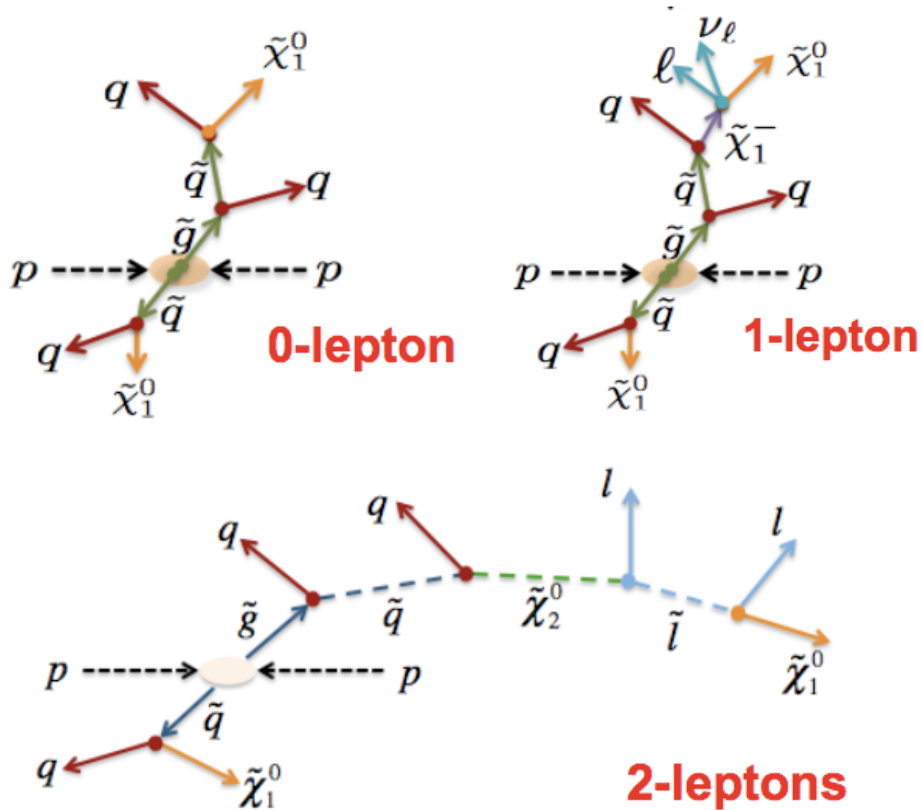
Model dependent Mass lower limit:

- Excited Quark q^* : $M(q^*) > 2.99$ TeV
- Axigluon: $M(A) > 3.32$ TeV
- Colour Octet Scalar: $M(S) > 1.92$ TeV

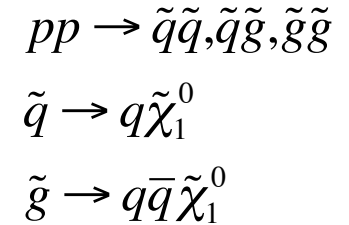


Step-(3) SUSY

select event topologies with large E_T^{miss} and multi-jet/leptons activity



SUSY particles production
in pp collisions: cascade
toward a LSP



channel	L (fb ⁻¹)
0leptons + jets + E_T^{miss}	1.04
0leptons + mult. jets + E_T^{miss}	1.34
1lepton + jets + E_T^{miss}	1
2leptons + jets + E_T^{miss}	1
0leptons + b-jets + E_T^{miss}	0.83
1lepton + b-jets + E_T^{miss}	0.83
$\gamma\gamma + E_T^{\text{miss}}$	1

General analysis strategy:


cut-based selection

background estimate through control regions

count events at end of selection and compare to background predictions

upper limit on cross-sections

exclusion areas in SUSY planes (many possible choices, mainly mSUGRA/MSSM)



Examples:

Oleptons + jets + E_T^{miss} analyses:

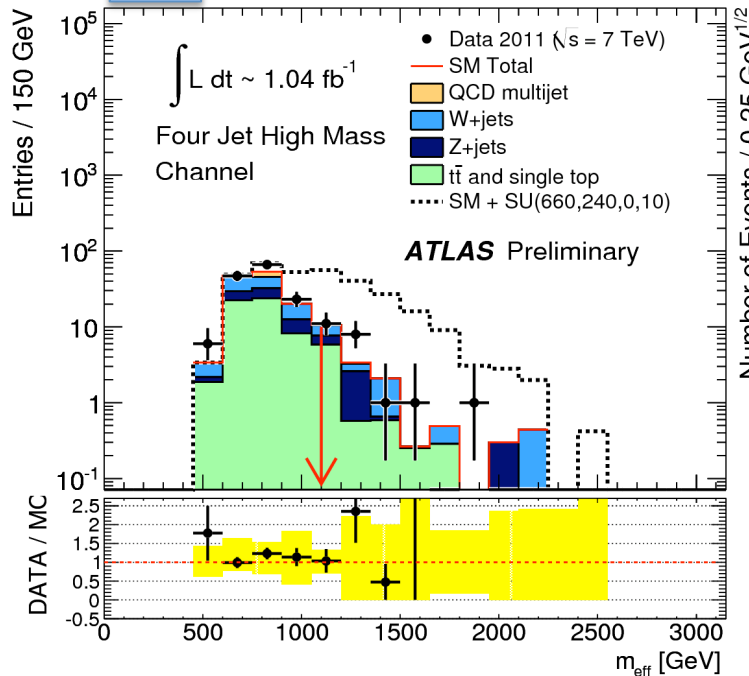
(a) 2 ÷ 4 jet analysis

(b) > 6 jet analysis

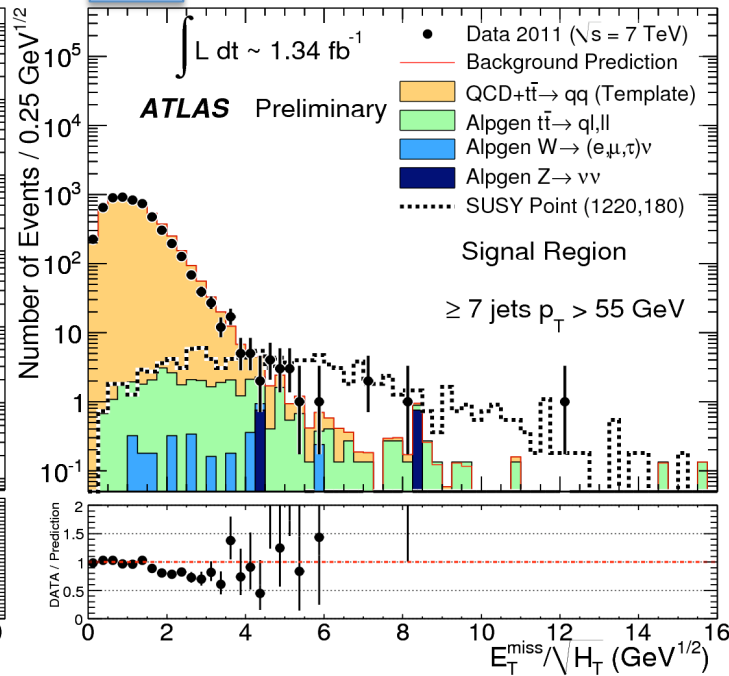
Discriminant variables are m_{eff} (a) or E_T^{miss}/H_T (b)

$$m_{eff} = \sum_{i=1}^{N_{jet}} |p_T^i| + \sum_{j=1}^{N_{lept}} |p_T^j| + E_T^{miss}$$

(a)



(b)

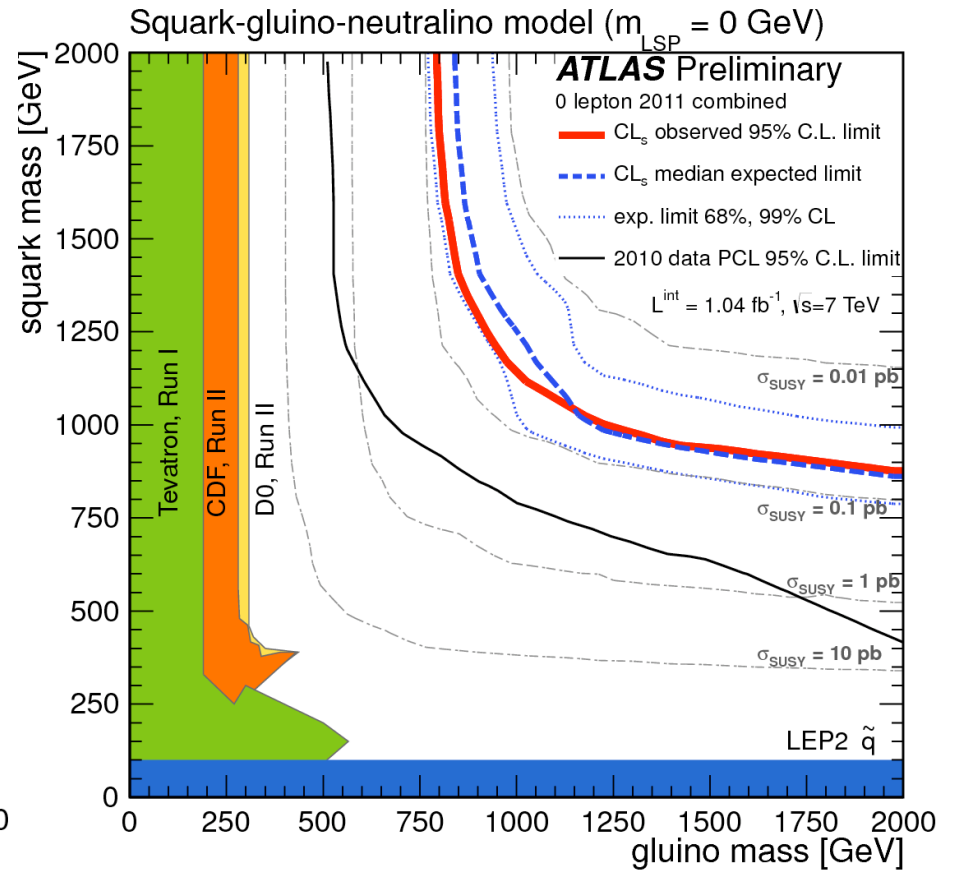
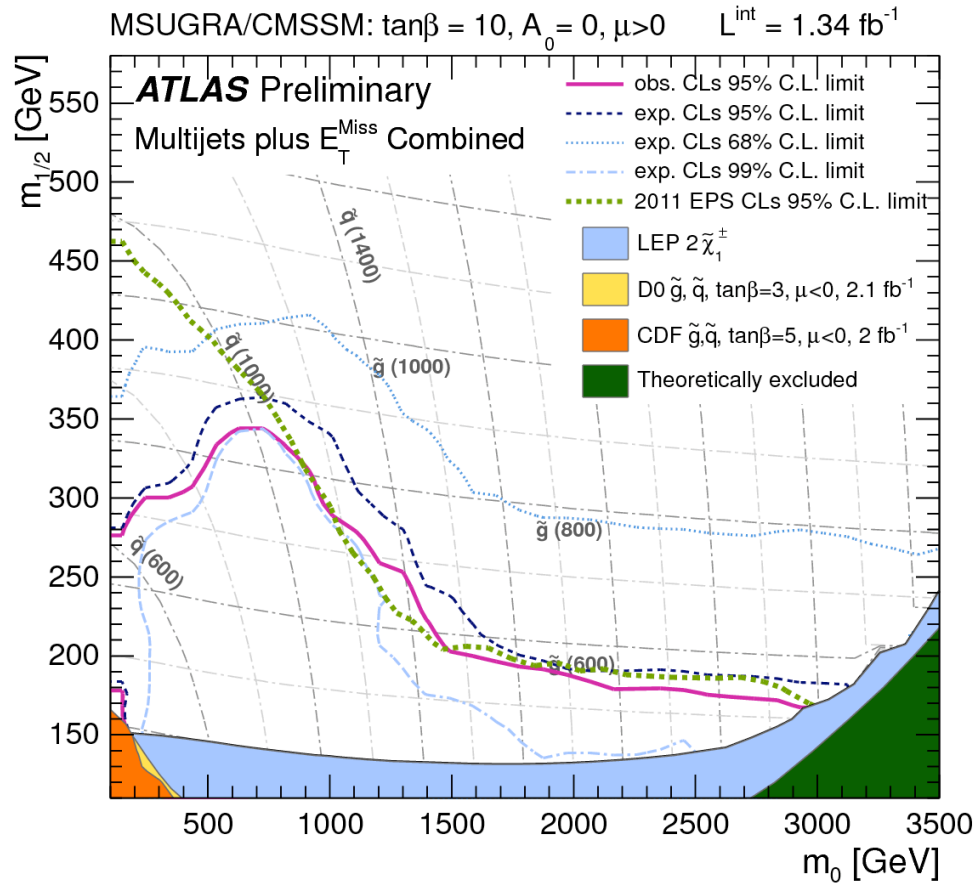


Data agree well with background estimates (SM processes) and exclude SUSY points SU(660,240,0,10) means $(m_0, m_{1/2}, A, \tan\beta)$

ATLAS SUSY exclusion plots from 0leptons + jets + Emiss analysis:

If $M(\text{squark})=M(\text{gluino})=M$

→ $M > 980$ (1075) GeV



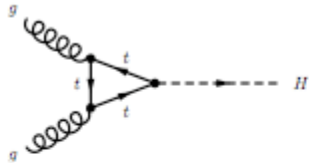
Still large space for SUSY, but constraints start to be significant
(see "Implications of LHC results for TeV-scale physics" CERN workshop 29/8-2/9)
Higgs mass $> 130 \text{ GeV}$ → SUSY experimentally inaccessible

Conclusions

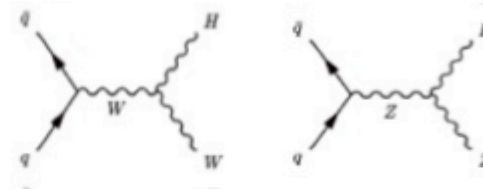
- The **LHC** and **ATLAS** are working well: continuous monitor and improvement of performance;
- Standard Model** also well at work: all predictions are up to now well matched by data, remarkably accurate description of “background processes” for new physics searches is available;
- Searches for the **Higgs boson** are in a very exciting status, the answer to the quest for SM Higgs is behind the corner, 2011-2012 run is crucial;
- Many **BSM searches** are in progress with a wide and open range of possibilities: no signal found yet, however still large space for discoveries.

Backup

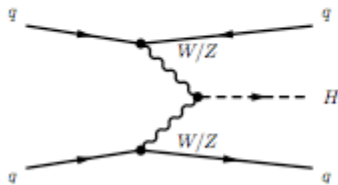
Higgs cross-sections



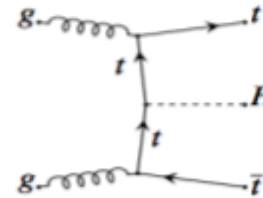
Gluon fusion: known at NNLO with large uncertainty ~15-20% on gluon processes



Associated production with W / Z: Known at NNLO uncertainty ~5%



Vector Boson Fusion: Known at NNLO QCD+NLO EW, uncertainty ~ 5%

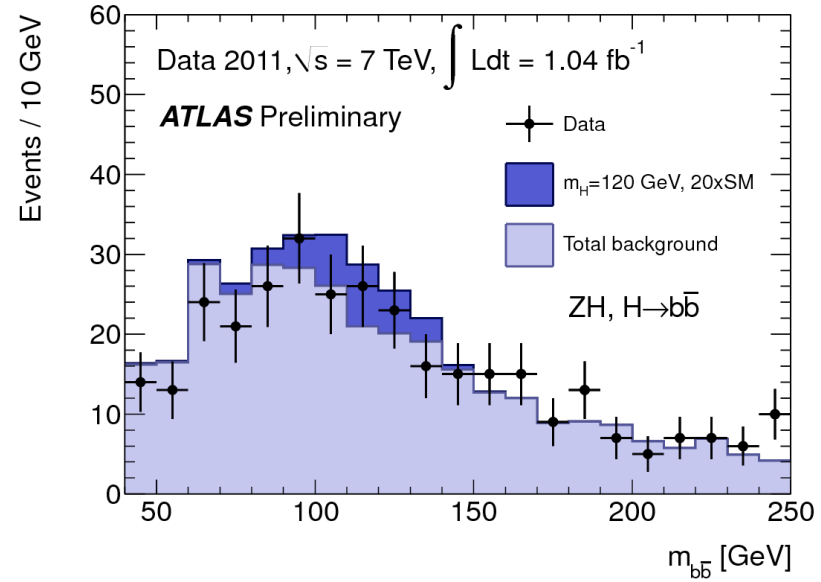
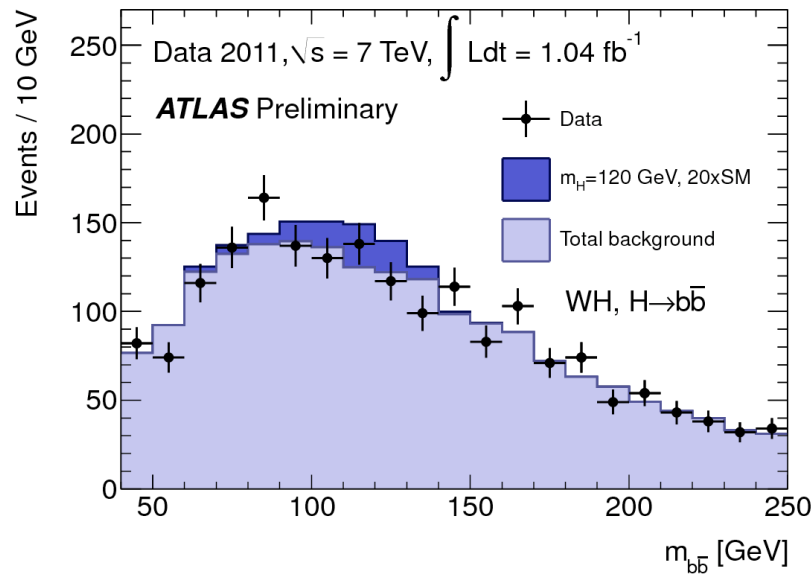


Associated production with ttbar: Known at NLO uncertainty ~15%

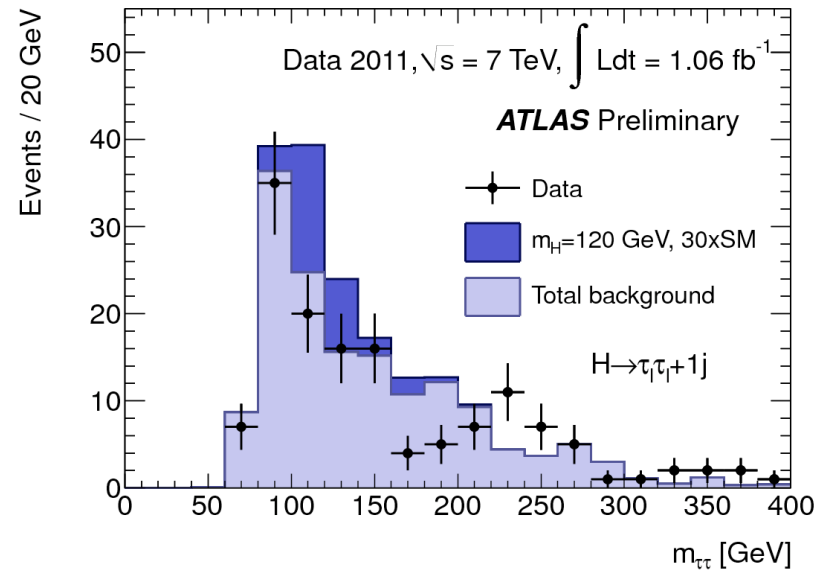
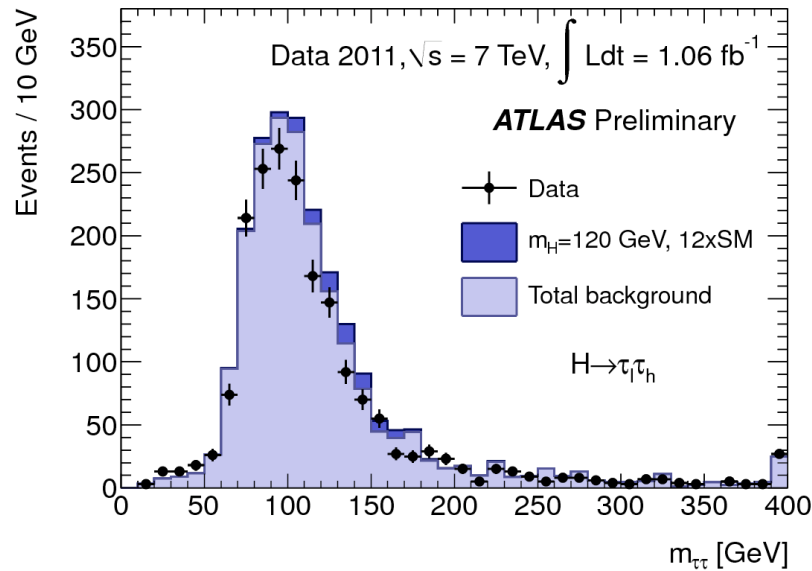
- Common effort (ATLAS, CMS, Theorists) for cross sections determinations (Yellow Report CERN-2011-002)

- Backgrounds are in general determined from data
 → use N(N)LO signal cross sections for exclusion

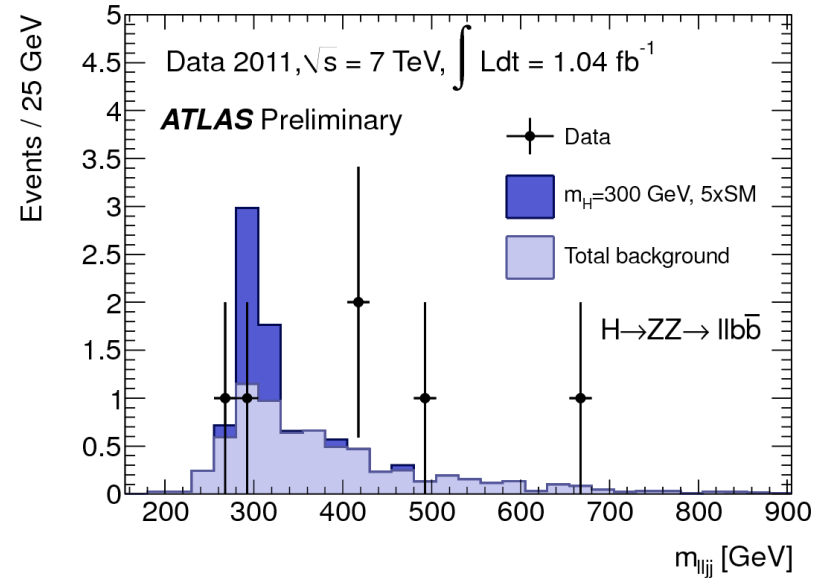
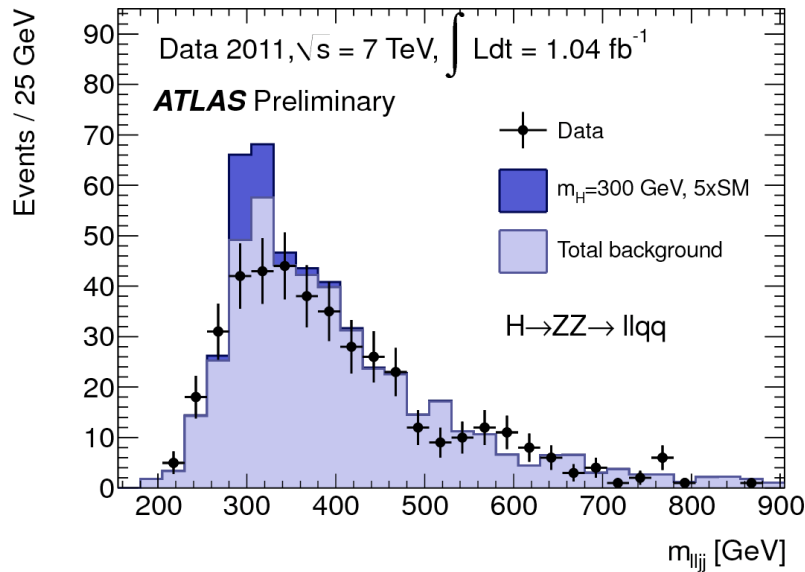
Search for low mass Higgs in WH, H→bb and in ZH, H→bb



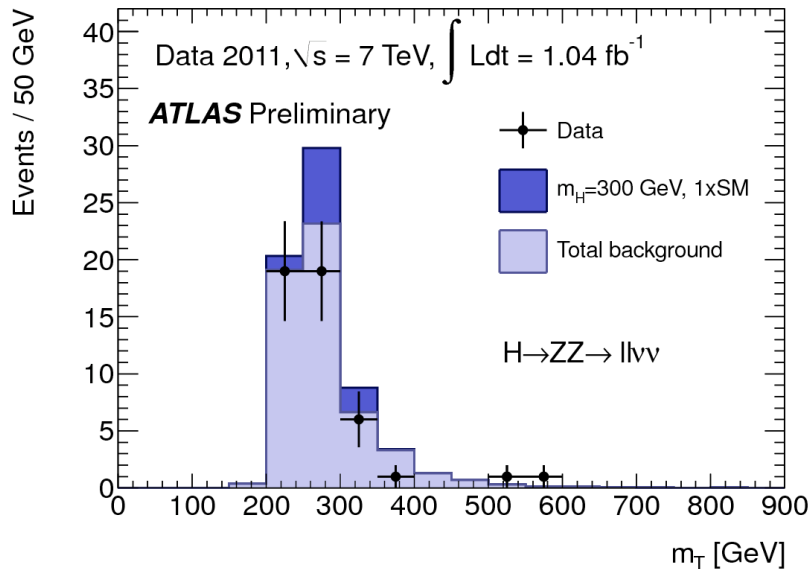
Search for low mass Higgs in $H \rightarrow \tau\tau \rightarrow \tau_{had} 3\nu$ (left) and $H \rightarrow \tau\tau \rightarrow \ell\ell 4\nu$ (right)



Search for high mass Higgs in $H \rightarrow ZZ \rightarrow lljj$: untagged jets (left) and b-tagged jets (right)



Search for high mass Higgs in $H \rightarrow ZZ \rightarrow ll\nu\nu$



The most sensitive high mass Higgs boson channel.
 With 1 fb^{-1} , the $ll\nu\nu$ analysis alone excludes
 the Standard Model Higgs mass range
 $350 < M_H < 450 \text{ GeV}$

Limit setting: a frequentist procedure based on the CLs concept (A.Read, J.Phys.G28 (2002) 2693)

→ First write down the expected number of events for a given channel i

$$N_i^{\text{exp}} = \mu s_i(\underline{\theta}) + b_i(\underline{\theta})$$

μ = signal strength

$s_i(\underline{\theta})$ = expected signal for channel i at the end of the selection
(includes cross-section, luminosity, efficiency...)

$b_i(\underline{\theta})$ = sum of the expected backgrounds at the end of the selection
(depends on control region, MC, cross-sections,...)

$\underline{\theta}$ = set of “nuisance parameters”

→ From the profile likelihood ratio get the observed value q_μ^{obs} of the test statistic

$$q_\mu = -2 \ln \frac{L(N_i^{\text{obs}} / \mu, \hat{\hat{\theta}})}{L(N_i^{\text{obs}} / \hat{\mu}, \hat{\theta})}$$

that depends on observed and expected number of events for any given μ .

→ Then find that value of μ for which the probability ratio satisfies

$$CL_s = \frac{P(q_\mu \geq q_\mu^{\text{obs}} / \mu, \hat{\hat{\theta}}_\mu)}{P(q_\mu \geq q_\mu^{\text{obs}} / 0, \hat{\theta}_0)} = 0.05$$

For the combined result use the same technique with a profile likelihood based on the product of the single channels likelihoods

The combination method naturally takes into account all uncertainties.

Correlated uncertainties are due to experimental common conditions (see table below)

Uncorrelated uncertainties are due to channel specific problems

(control regions, background extrapolation,..)

Theoretical uncertainties are either correlated (PDFs, cross-sections) and uncorrelated

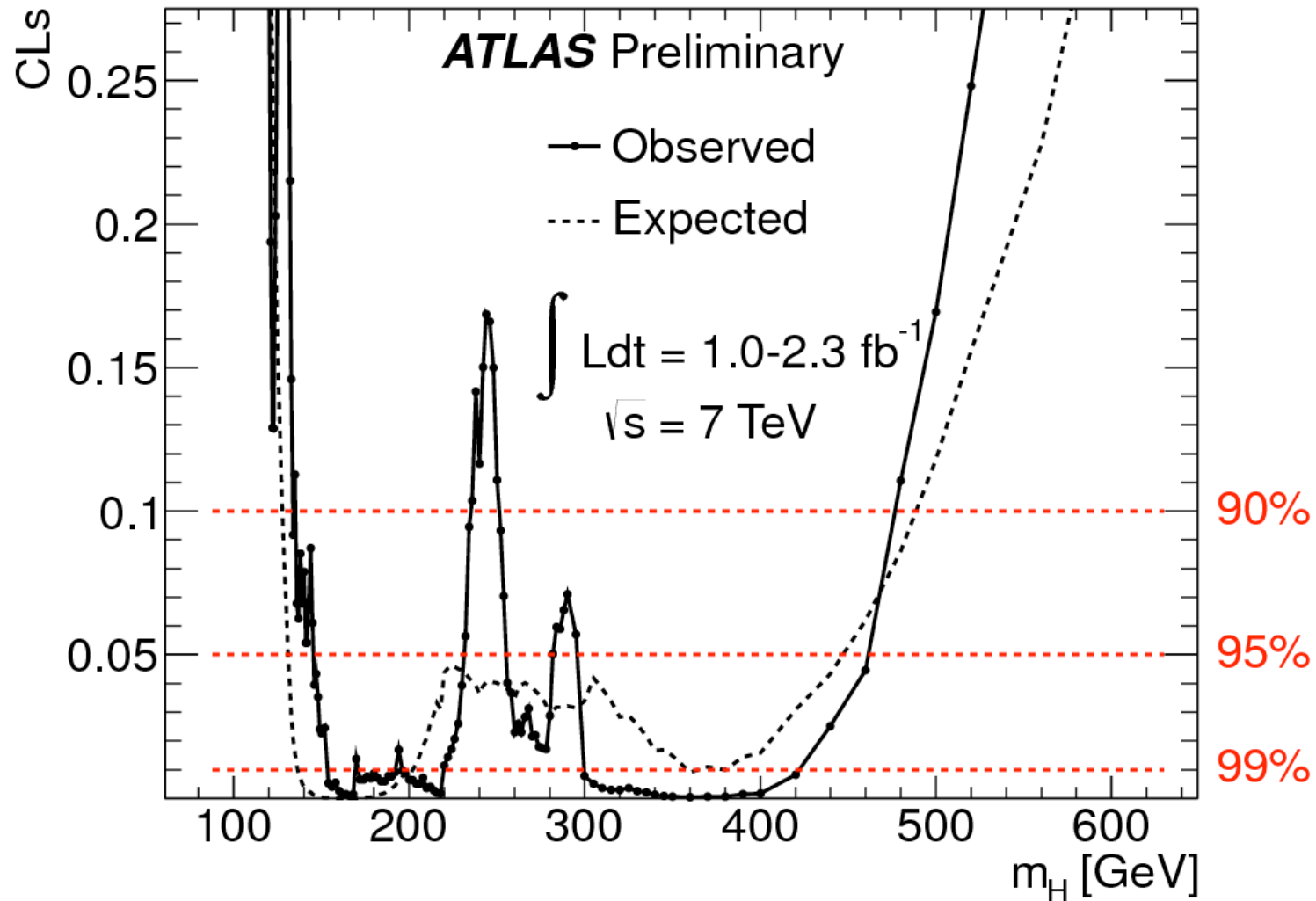
Table 3: Main correlated systematic uncertainties used in the analysis. These relative uncertainties (%) correspond to the overall effect on the per-event signal efficiency of the $\pm 1\sigma$ variation of the source of systematic uncertainty. Some of them, such as the energy scale in the $H \rightarrow \gamma\gamma$ search, are included but are not apparent in this table as they do not affect event rates.

	$H \rightarrow \tau^+\tau^-$		$H \rightarrow \gamma\gamma$	$H \rightarrow b\bar{b}$	$H \rightarrow WW^{(*)}$ $l\nu l\nu$	$H \rightarrow ZZ^{(*)}$		
	$\tau_\ell\tau_{had}$	$\tau_\ell\tau_\ell + jet$				$llll$	$ll\nu\nu$	$llqq$
Luminosity	± 3.7	± 3.7	± 3.7	± 3.7	± 3.7	± 3.7	± 3.7	± 3.7
e/γ eff.	± 3.5	$+2.0$ -2.1	$+11.6$ -10.4	± 2.3	± 2.2	± 3.3	± 1.2	± 1.1
e/γ E. scale	$+1.3$ -0.1	$+0.2$ -0.5	-	$+1.5$ -1.6	± 0.1	-	$+0.8$ -1.1	-
e/γ res.	-	± 3.7	-	$+2.1$ -1.5	± 0.1	-	-	-
μ eff.	± 1.0	$+2.0$ -2.1	-	$+1.1$ -2.0	± 0.6	± 1.2	$+0.8$ -0.7	± 0.6
μ res.	-	$+0.4$ -0.6	-	± 5.8	± 1.6	-	-	-
Jet/ τ /MET E. scale	$+19$ -16	$+3.3$ -10.0	-	$+21$ -17	± 6.1	-	$+5.9$ -4.0	$+3.7$ -10.4
JER	-	± 2.0	-	± 2.5	$+2.2$ -1.8	-	-	$+2.1$ -0.0
MET	-	$+4.4$ -5.3	-	$+5.5$ -6.1	-	± 0.6	$+6.6$ -4.2	-
b -tag eff.	-	-	-	$+37$ -33	± 0.1	-	$+4.3$ -4.4	-

Another “view” of the exclusion plot.

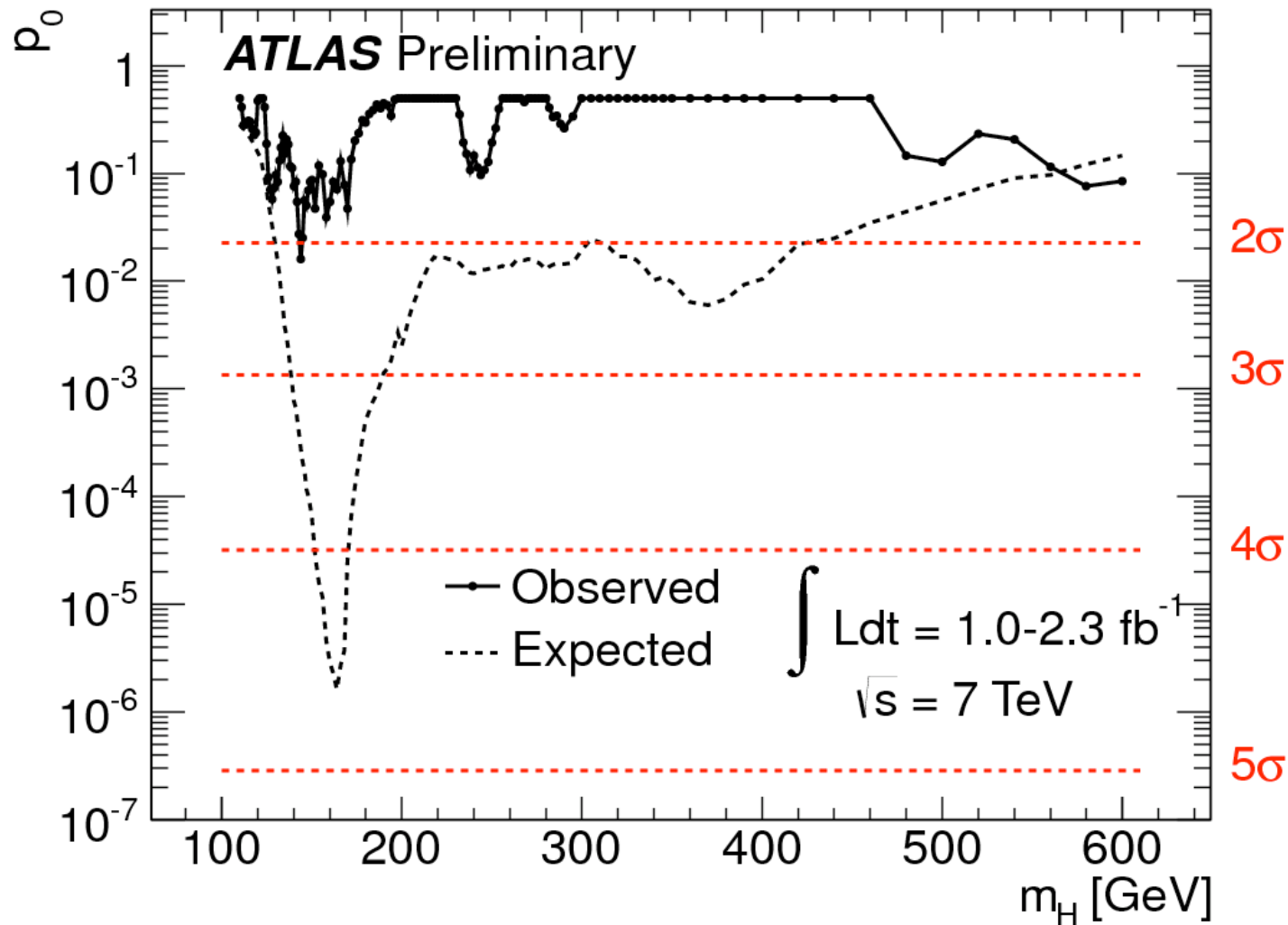
The value of the combined CLs for $\mu = 1$ (testing the Standard Model Higgs boson hypothesis) as a function of M_H in the full mass range.

By definition, the regions with CLs $< \alpha$ are considered excluded at the $(1 - \alpha)$ CL or stronger.

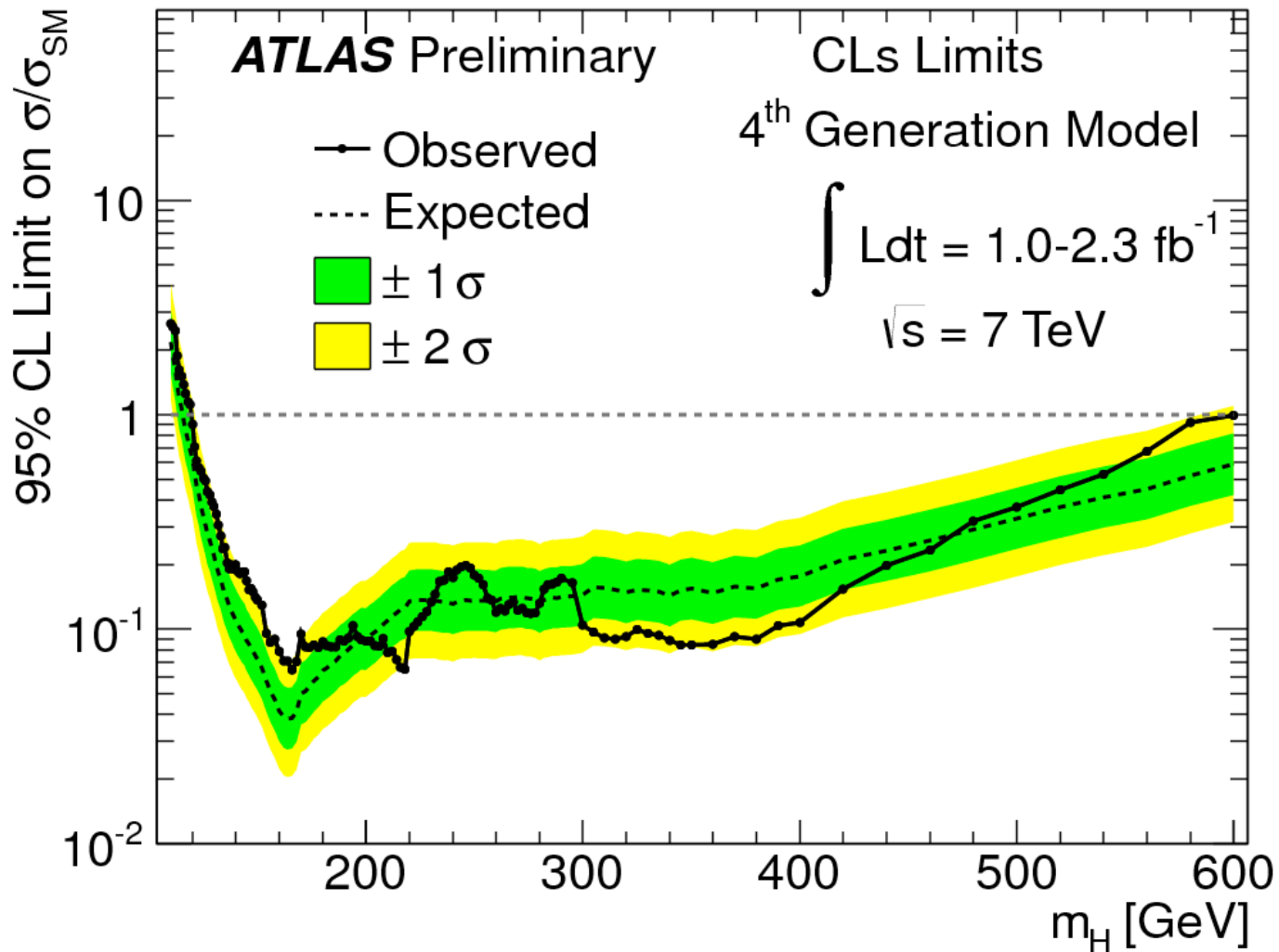


Another view of the exclusion plot:

The consistency of the observed results with the background-only hypothesis is shown in the full mass range. The dashed line shows the median expected significance in the hypothesis of a Standard Model Higgs boson production signal.



The combined 95% CL limit on the Higgs boson production cross section in the framework of a Standard Model with the addition of a heavy fourth generation of fermions as a function of M_H . All the range is clearly excluded.



Search for the Higgs Bosons in the context of MSSM

Higgs sector in MSSM \rightarrow 5 physical states:

- $h/H/A$ (neutrals scalar/pseudoscalars)
- H^\pm (charged scalar)

Masses and properties depending on two parameters only : m_A and $\tan\beta$

Production mechanism in pp collisions:

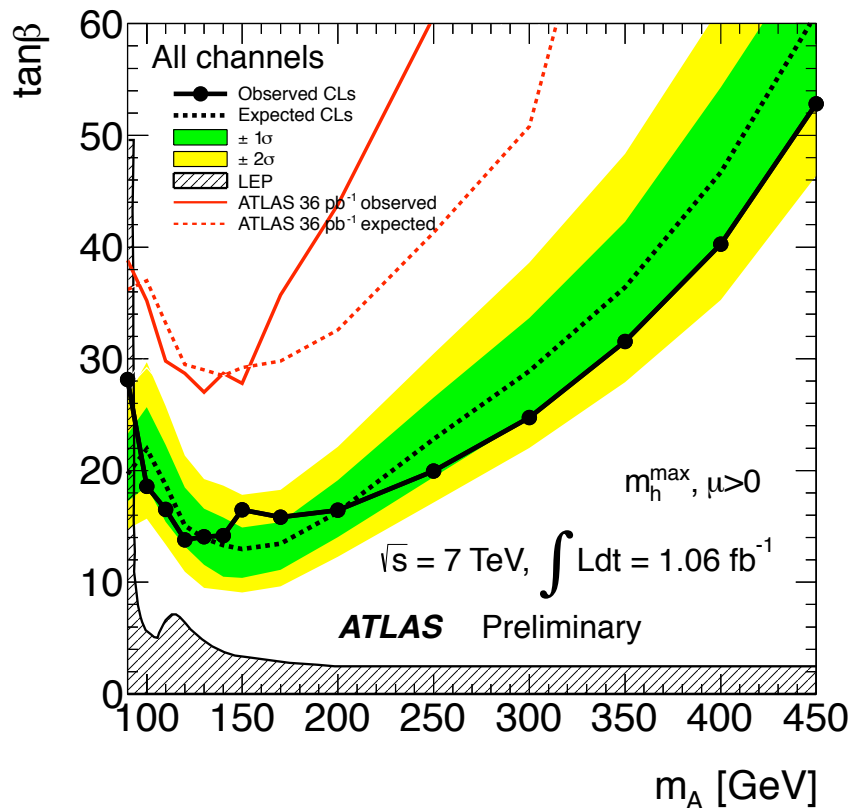
- $gg \rightarrow h/H/A$ (gluon-gluon fusion)
- $bbh/H/A$ (associate production)
- $t \rightarrow H^\pm b$ (from top decay, light H)

Main decay channels (in large regions of parameter space):

- $h/H/A \rightarrow \tau^+\tau^-$
- $H^\pm \rightarrow \tau\nu, cs$

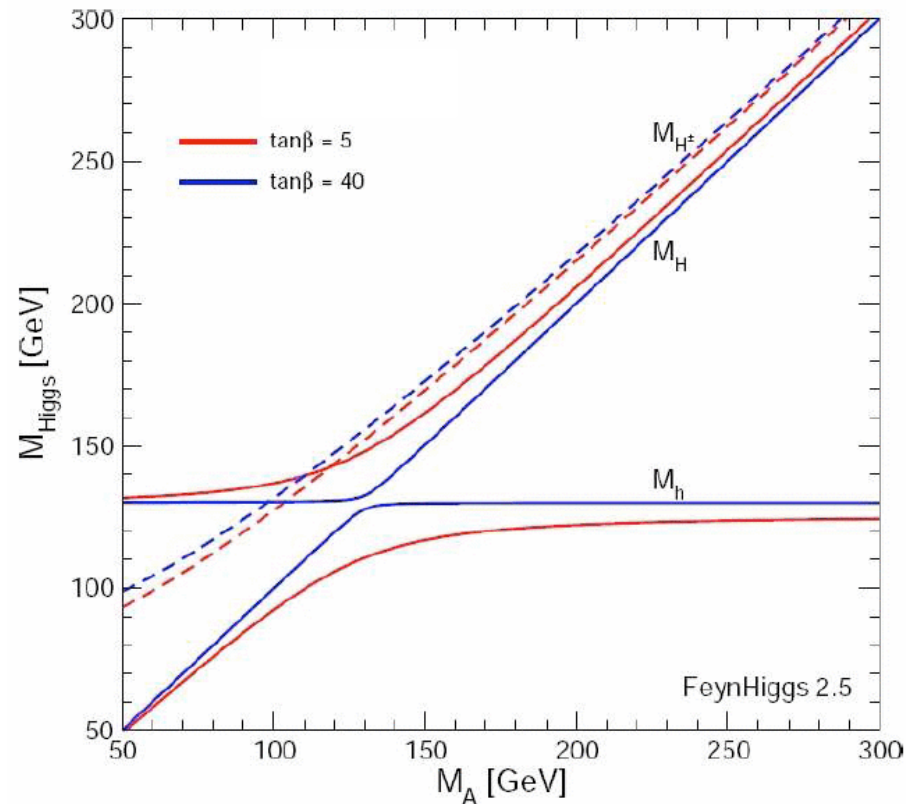
ATLAS analyses:

- $h/H/A \rightarrow \tau^+\tau^-$ (see limit)
- $t \rightarrow H^\pm b \rightarrow csbar b$
- $H^\pm \rightarrow \tau\nu$

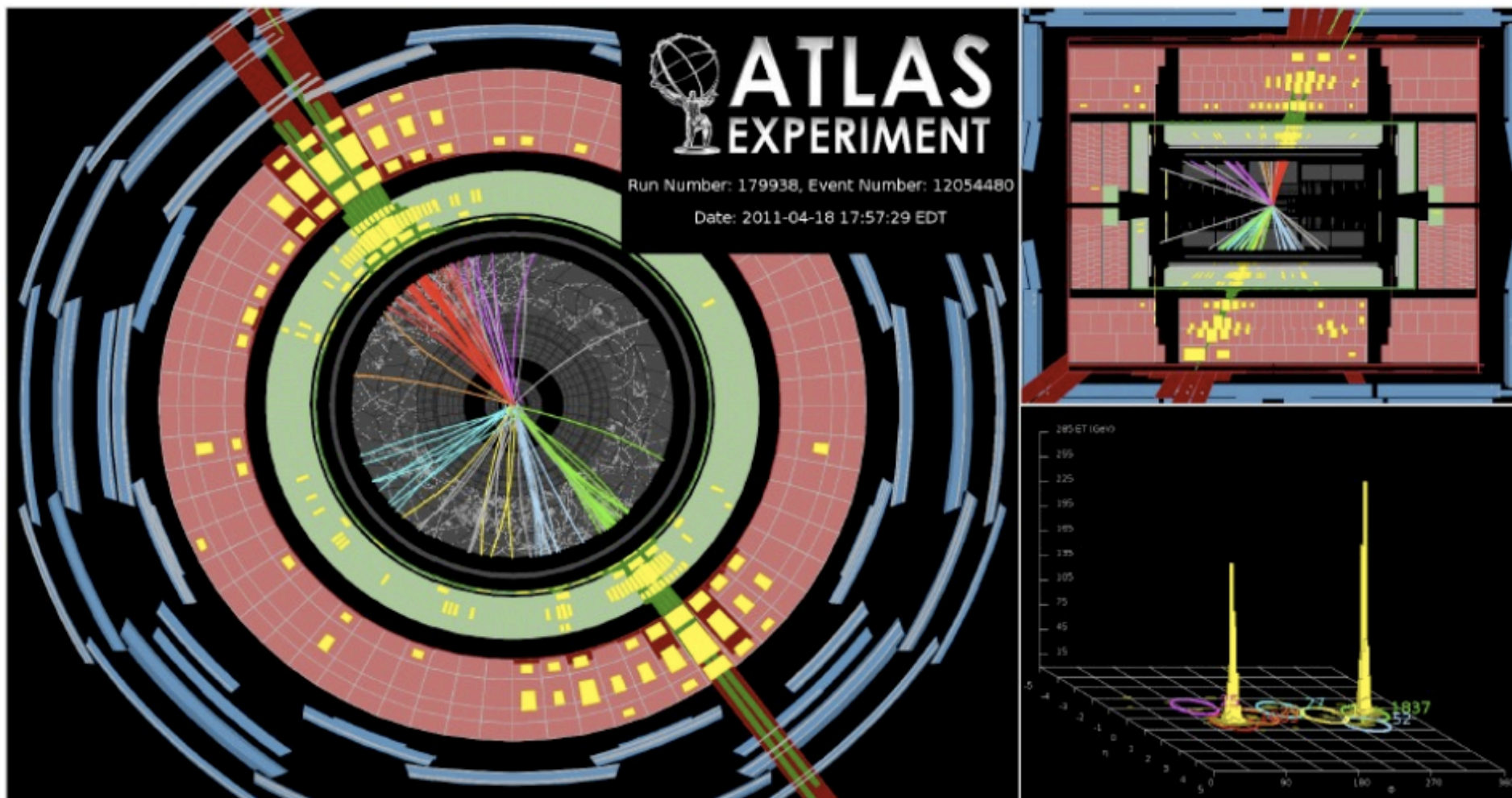


Expected and observed exclusion limits based on CLs in the $m_A - \tan\beta$ plane of the MSSM derived from the combination of the analyses for the $e\mu$, $l\tau_{had}$ and $\tau_{had}\tau_{had}$ final states. The dark green and yellow) bands correspond to the $\pm 1\sigma$ and $\pm 2\sigma$ error bands, respectively.

MSSM Higgs bosons



- Five Higgs bosons: $h, H, A, H^{+/-}$
- Higgs sector is defined at tree level by $M_A, \tan\beta$
 - *rad. corrections introduce dependence on other model parameters*
- Upper limit on $m_h \sim 135 \text{ GeV}$



$m(\text{jet-jet}) = 4.0 \text{ TeV}$

Missing $E_T = 100 \text{ GeV}$