

# Neutrino oscillation

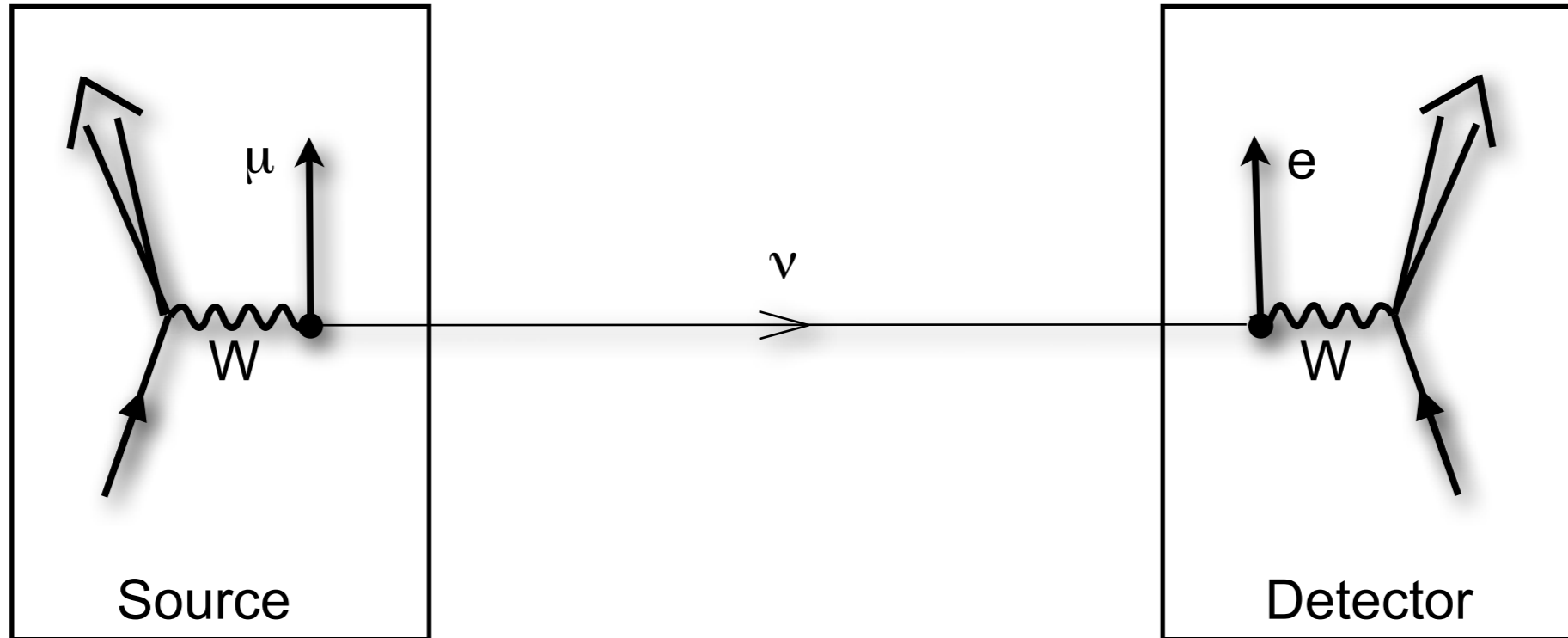


Бруно Понтекорво

Pontecorvo

[Sov.Phys.JETP](#)  
6:429,1957

[Sov.Phys.JETP](#)  
26:984-988,1968




Maki,  
Nakagawa,  
Sakata

[Prog.Theor.Phys. 28,](#)  
870 (1962)

- if neutrinos have mass...
  - a neutrino that is produced as a  $\nu_\mu$ 
    - (e.g.  $\pi^+ \rightarrow \mu^+ \nu_\mu$ )
  - might some time later be observed as a  $\nu_e$ 
    - (e.g.  $\nu_e n \rightarrow e^- p$ )

- Weakly interacting isospin partners of charged leptons



- Standard model includes three massless stable neutrinos, but...

a) The weak neutrinos must be re-defined by a relation

$$\left. \begin{aligned} \nu_e &= \nu_1 \cos \delta - \nu_2 \sin \delta, \\ \nu_\mu &= \nu_1 \sin \delta + \nu_2 \cos \delta. \end{aligned} \right\} \quad (2.18)$$

As early as fifty-two years ago, discussions of massive neutrinos and oscillations had begun!



The leptonic weak current (2.9) turns out to be of the same form with (2.1). In the present case, however, weak neutrinos are *not stable* due to the occurrence of a virtual transmutation  $\nu_e \rightleftharpoons \nu_\mu$  induced by the interaction (2.10). If the mass difference between  $\nu_2$  and  $\nu_1$ , i.e.  $|m_{\nu_2} - m_{\nu_1}| = m_{\nu_2}^{*})$  is assumed to be a few Mev, the transmutation time  $T(\nu_e \rightleftharpoons \nu_\mu)$  becomes  $\sim 10^{-18}$  sec for fast neutrinos with a momentum of  $\sim \text{Bev}/c$ . Therefore, a chain of reactions such as<sup>10)</sup>

$$\pi^+ \rightarrow \mu^+ + \nu_\mu, \quad (2.19a)$$

$$\nu_\mu + Z(\text{nucleus}) \rightarrow Z' + (\mu^- \text{ and/or } e^-) \quad (2.19b)$$

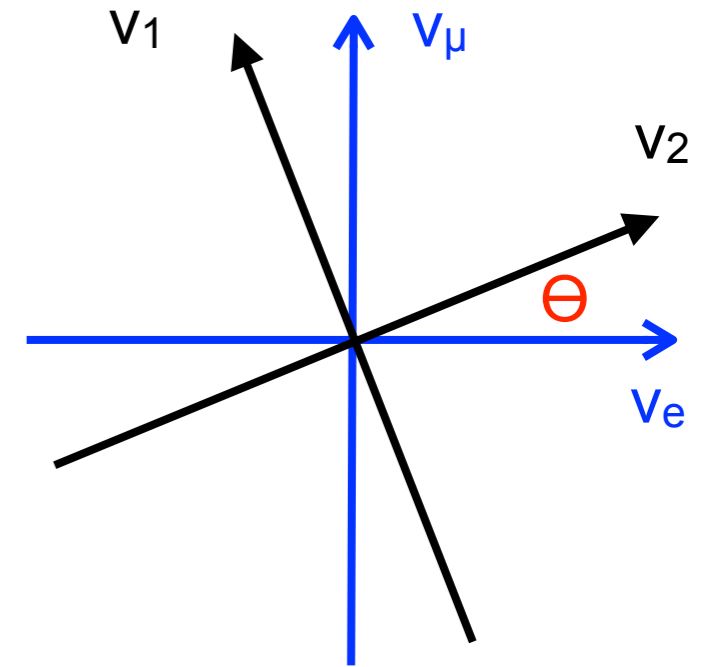
is useful to check the two-neutrino hypothesis only when  $|m_{\nu_2} - m_{\nu_1}| \lesssim 10^{-6} \text{ Mev}$

Maki, Nakagawa, Sakata  
(June 1962)

# Neutrino oscillation

In a world with 2 neutrinos,  
if the weak eigenstates ( $\nu_e, \nu_\mu$ )  
are different from the mass eigenstates ( $\nu_1, \nu_2$ ):

$$\begin{pmatrix} \nu_e \\ \nu_\mu \end{pmatrix} = \begin{pmatrix} \cos\theta & \sin\theta \\ -\sin\theta & \cos\theta \end{pmatrix} \begin{pmatrix} \nu_1 \\ \nu_2 \end{pmatrix}$$



The weak states are mixtures of the mass states:

$$|\nu_\mu\rangle = -\sin\theta|\nu_1\rangle + \cos\theta|\nu_2\rangle$$

$$|\nu_\mu(t)\rangle = -\sin\theta (|\nu_1\rangle e^{-iE_1t}) + \cos\theta (|\nu_2\rangle e^{-iE_2t})$$

The probability to find a  $\nu_e$  when you started with a  $\nu_\mu$  is:

$$P_{oscillation}(\nu_\mu \rightarrow \nu_e) = |\langle \nu_e | \nu_\mu(t) \rangle|^2$$

If a neutrino has mass, we expect that the weak eigenstate could be different from the mass eigenstate, as analogous to the quark system [10]. For simplicity, consider the two flavor case at first. The flavor eigenstates,  $\nu_\alpha$  and  $\nu_\beta$ , is written by

$$\begin{pmatrix} \nu_\alpha \\ \nu_\beta \end{pmatrix} = \begin{pmatrix} \cos \theta & \sin \theta \\ \sin \theta & \cos \theta \end{pmatrix} \begin{pmatrix} \nu_1 \\ \nu_2 \end{pmatrix} \equiv U \begin{pmatrix} \nu_1 \\ \nu_2 \end{pmatrix} \quad (1.1)$$

where  $\nu_1$  and  $\nu_2$  are the mass eigenstates and  $\theta$  is the mixing angle. After traveling with a certain time period  $t$ , each component of the mass eigenstate gets a different phase:

$$\begin{pmatrix} \nu_1(t) \\ \nu_2(t) \end{pmatrix} = \begin{pmatrix} e^{-iE_1 t} & 0 \\ 0 & e^{-iE_2 t} \end{pmatrix} \begin{pmatrix} \nu_1(0) \\ \nu_2(0) \end{pmatrix} \quad (1.2)$$

Detection of neutrinos by the charged current interaction projects these new states back onto the flavor eigenstates:

$$\begin{pmatrix} \nu_\alpha(t) \\ \nu_\beta(t) \end{pmatrix} = U \begin{pmatrix} e^{-iE_1 t} & 0 \\ 0 & e^{-iE_2 t} \end{pmatrix} U^{-1} \begin{pmatrix} \nu_\alpha(0) \\ \nu_\beta(0) \end{pmatrix} \quad (1.3)$$

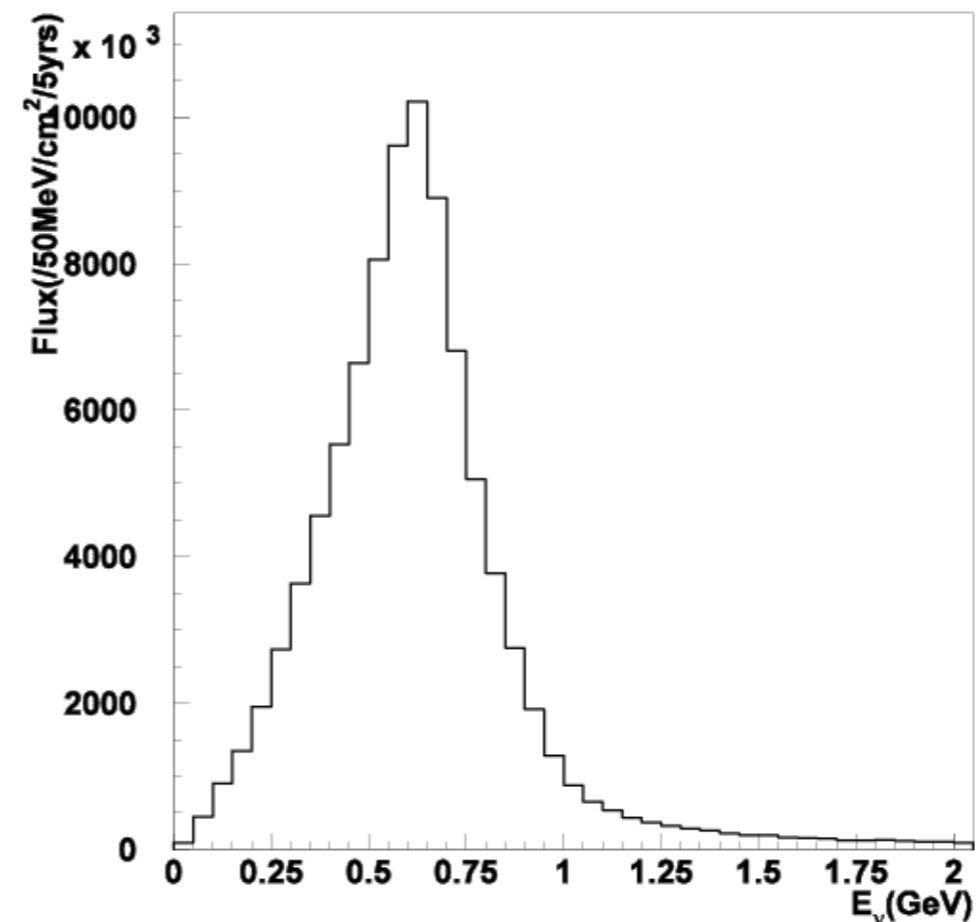
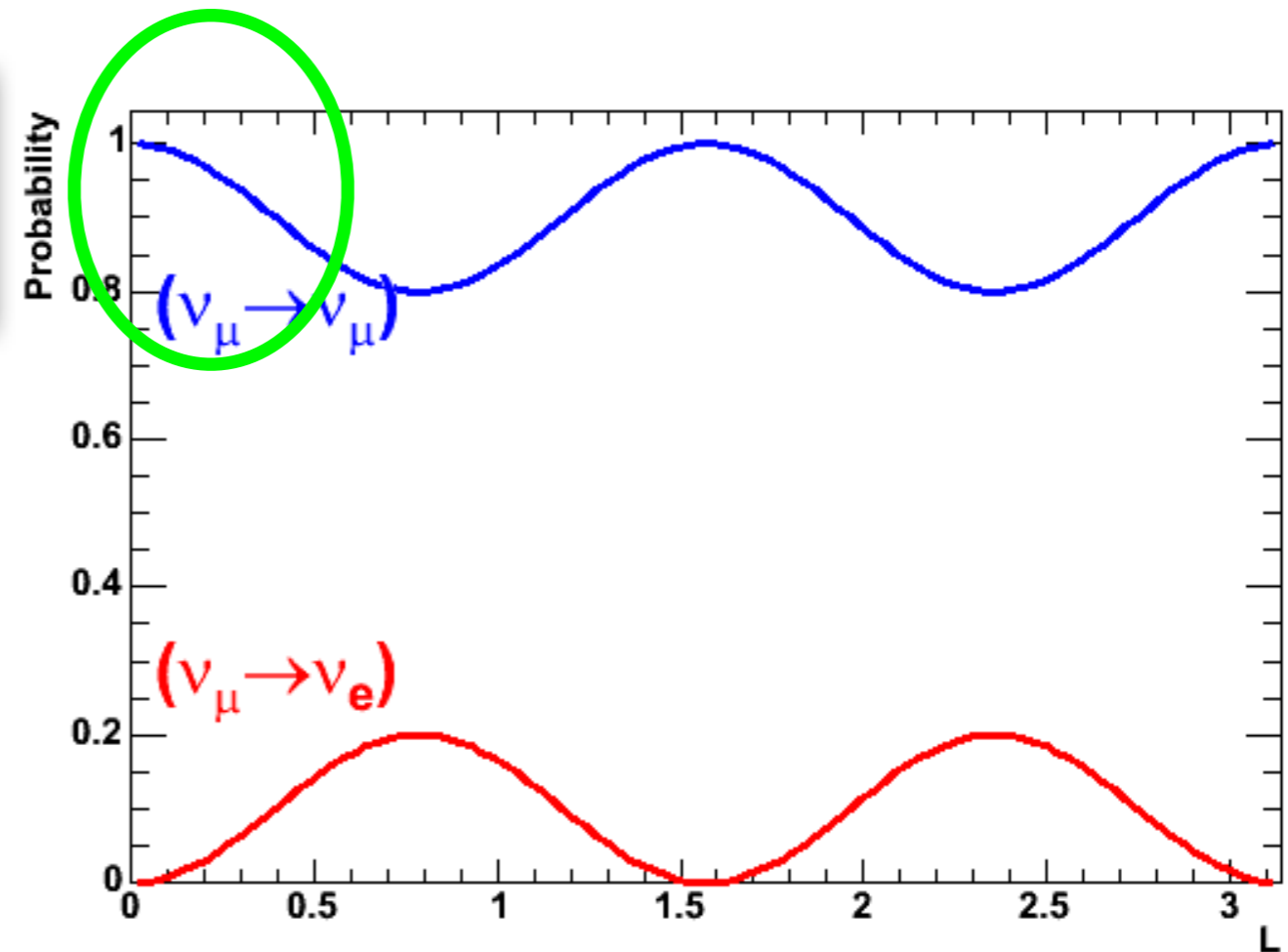
Supposing a neutrino is generated as  $\nu_\alpha$  (*i.e.*  $\nu_\alpha(0) = 1$  and  $\nu_\beta(0) = 0$ ), its surviving probability in the same flavor eigenstate after traveling a certain distance  $L$  is obtained as

$$P(\nu_\alpha \rightarrow \nu_\alpha) = |\nu_\alpha(t)|^2 = 1 - \sin^2 2\theta \cdot \sin^2 \left( 1.27 \Delta m^2 [\text{eV}^2/\text{c}^4] \frac{L[\text{km}]}{E[\text{GeV}]} \right) \quad (1.4)$$

when  $m_i$  is very small compared to  $E_i$  ( $E_i \simeq p + m_i^2/2p$ ). Here  $\Delta m^2 \equiv m_2^2 - m_1^2$ . Thus the flavor of neutrinos oscillates as a function of  $L/E$ .

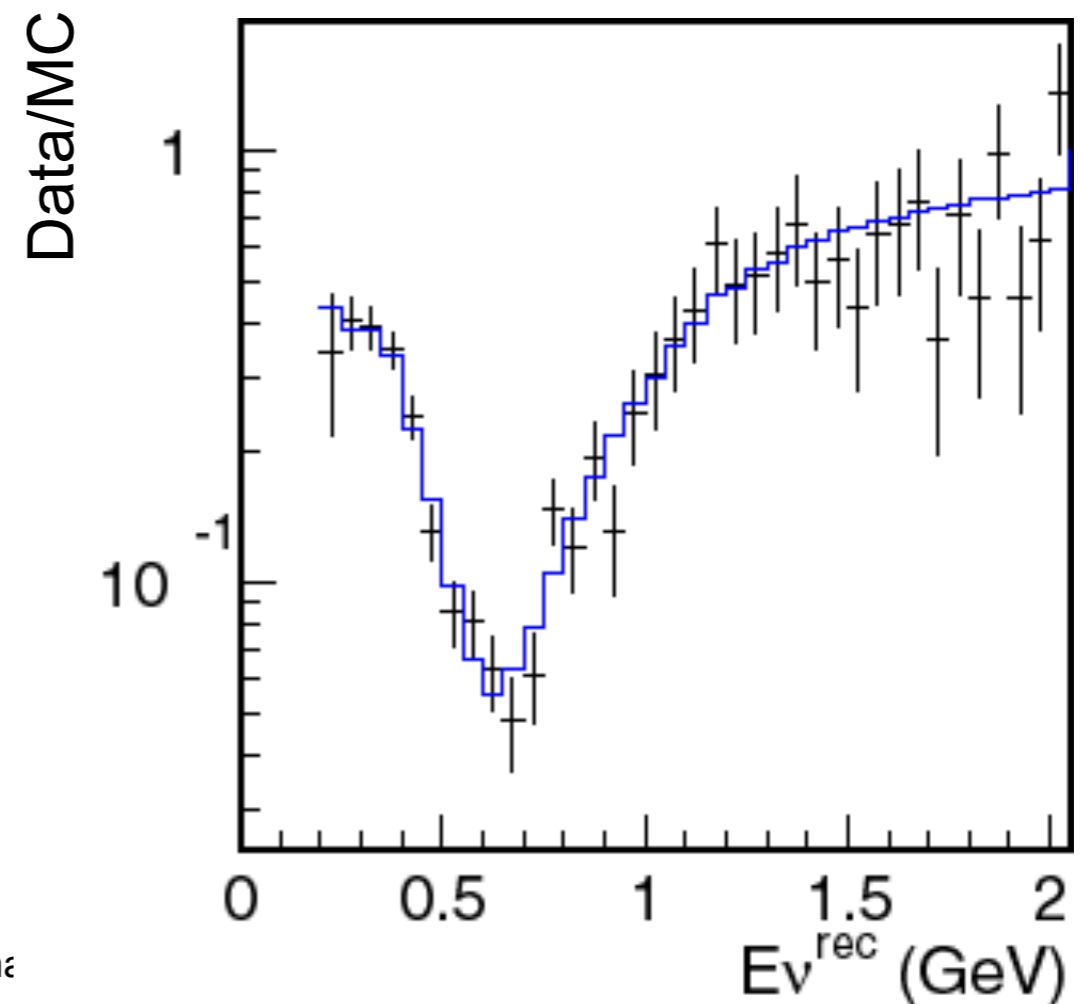
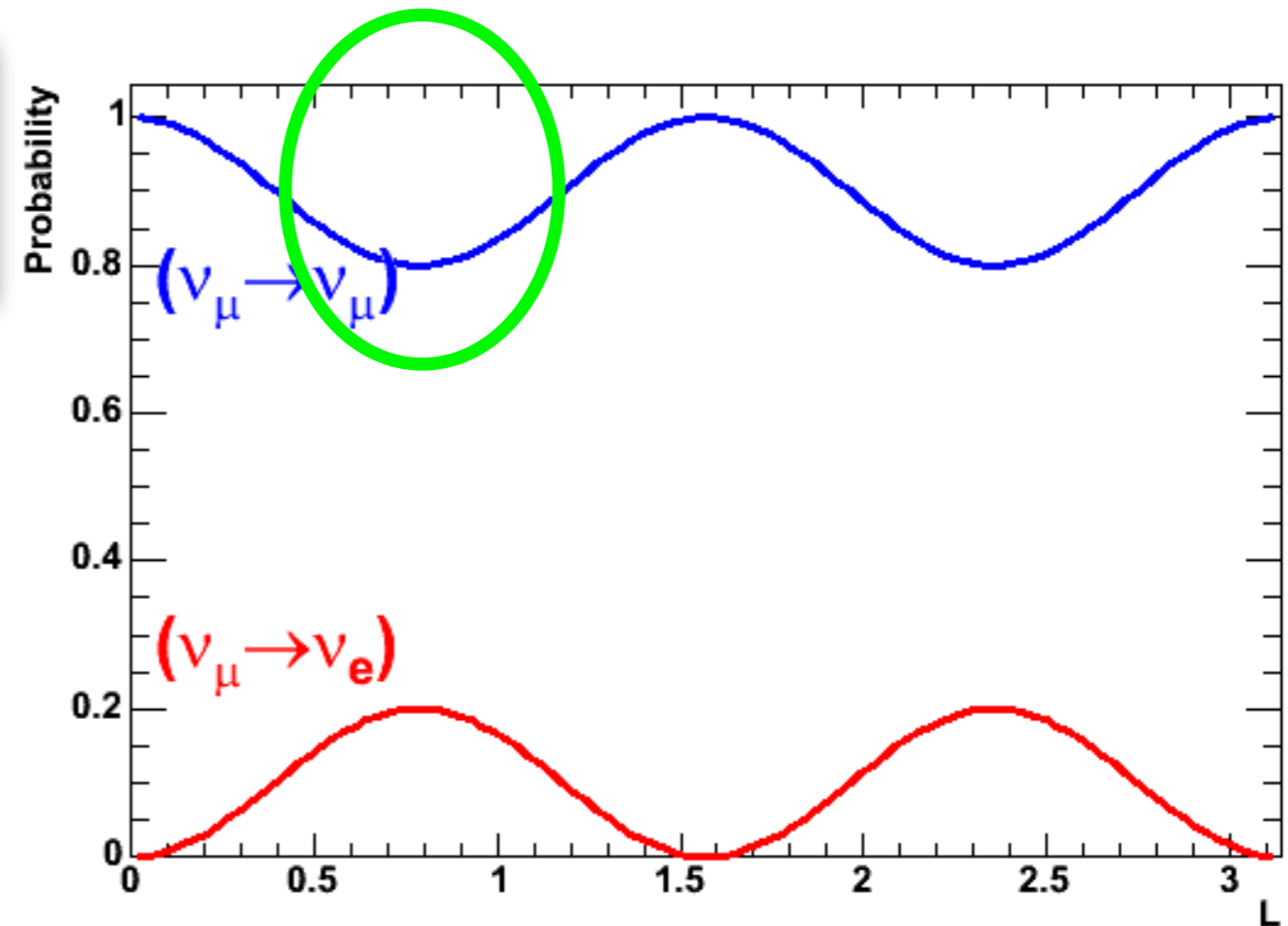
$$P(\nu_\mu \rightarrow \nu_e) = \sin^2 2\theta_{12} \sin^2 \left( 1.27 \Delta m_{12}^2 \frac{L}{E} \right)$$

- 2 fundamental parameters
  - $\Delta m^2 \leftrightarrow$  period
  - $\theta_{12} \leftrightarrow$  magnitude
- 2 experimental parameters
  - $L =$  distance travelled
  - $E =$  neutrino energy
- Choose  $L$  &  $E$  to target ranges of  $\Delta m^2$  and  $\theta$
- Neutrinos disappear and appear



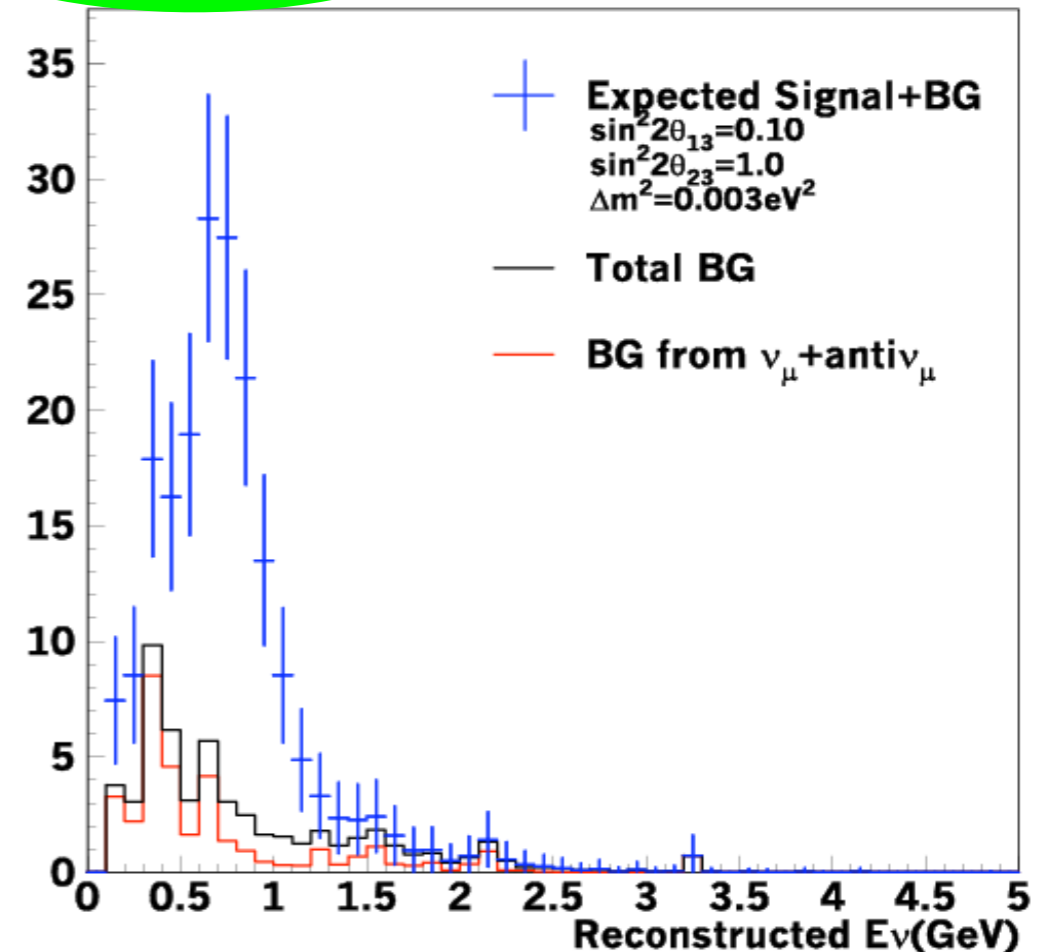
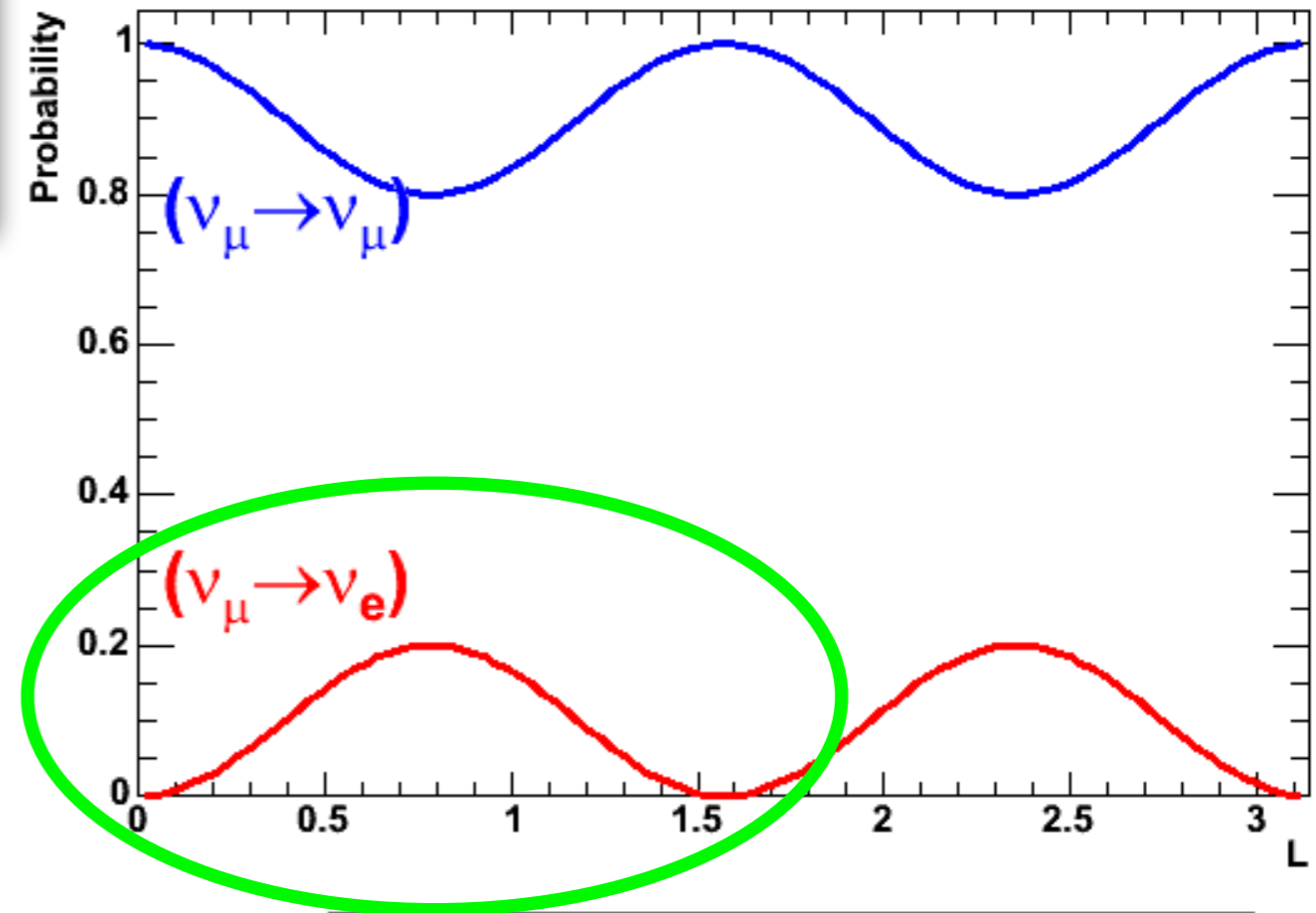
$$P(\nu_\mu \rightarrow \nu_e) = \sin^2 2\theta_{12} \sin^2 \left( 1.27 \Delta m_{12}^2 \frac{L}{E} \right)$$

- 2 fundamental parameters
  - $\Delta m^2 \leftrightarrow$  period
  - $\theta_{12} \leftrightarrow$  magnitude
- 2 experimental parameters
  - $L =$  distance travelled
  - $E =$  neutrino energy
- Choose  $L$  &  $E$  to target ranges of  $\Delta m^2$  and  $\theta$
- Neutrinos disappear and appear



$$P(\nu_\mu \rightarrow \nu_e) = \sin^2 2\theta_{12} \sin^2 \left( 1.27 \Delta m_{12}^2 \frac{L}{E} \right)$$

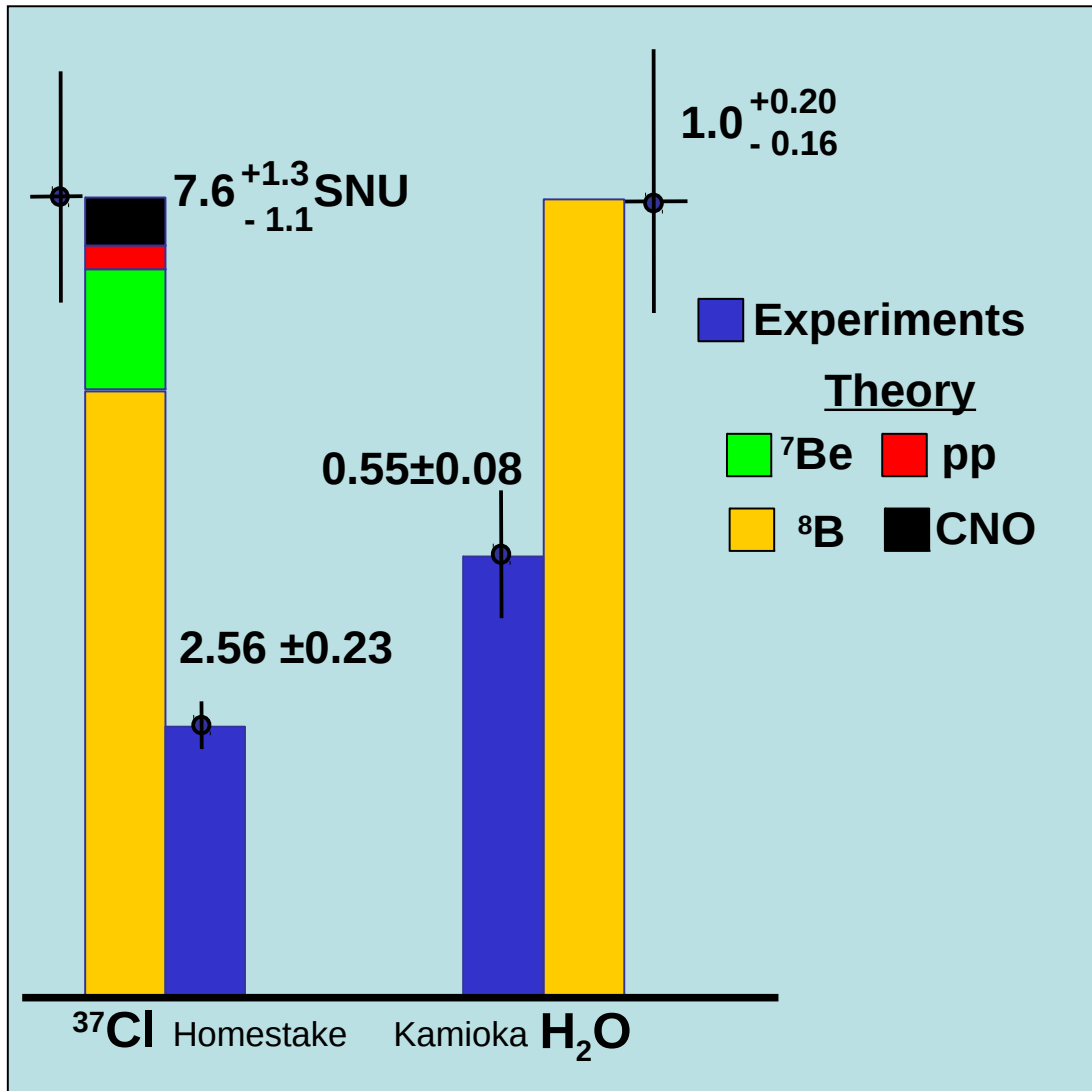
- 2 fundamental parameters
  - $\Delta m^2 \leftrightarrow$  period
  - $\theta_{12} \leftrightarrow$  magnitude
- 2 experimental parameters
  - $L =$  distance travelled
  - $E =$  neutrino energy
- Choose  $L$  &  $E$  to target ranges of  $\Delta m^2$  and  $\theta$
- Neutrinos disappear and appear



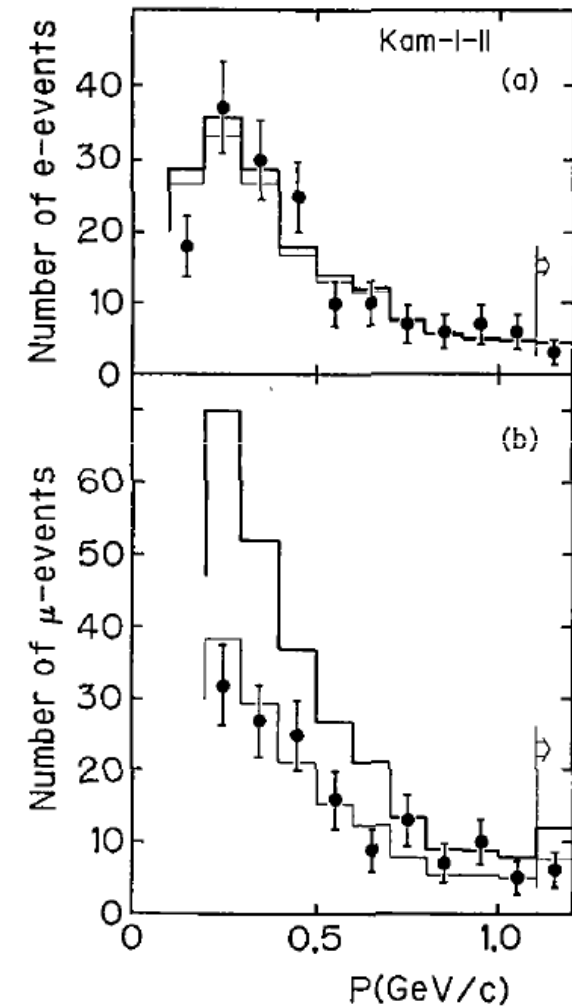
# Early Hints of Oscillation



## Solar Neutrinos



## Atmospheric Neutrinos



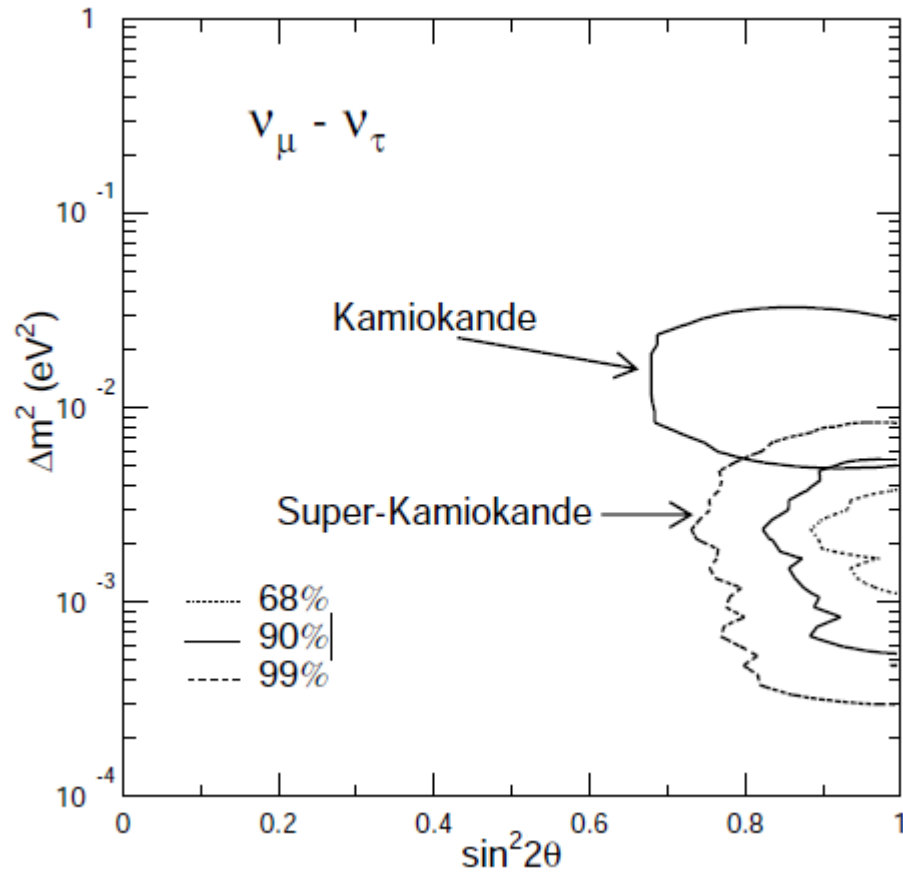
— Kamiokande (1992)



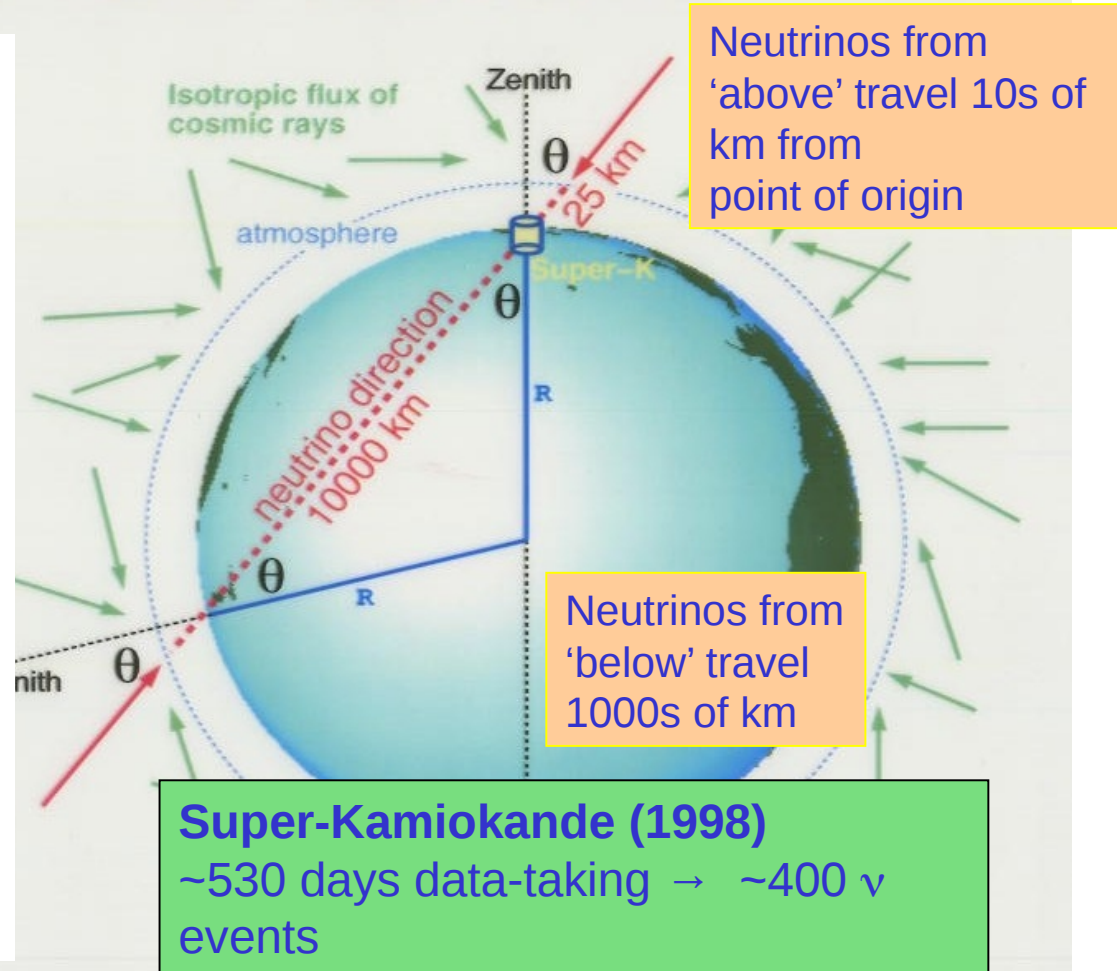
# 1998: Neutrino Mass!



## ATMOSPHERIC NEUTRINOS



Ratio of  $\nu_\mu/\nu_e \sim 2$   
(for  $E_\nu < \text{few GeV}$ )



- Neutrinos have mass!

**Flavour eigenstates:**  $\nu_e, \nu_\mu, \nu_\tau$       **Mass eigenstates:**  $\nu_1, \nu_2, \nu_3$

$$|\nu_l\rangle = \sum_{i=1}^3 U_{li} |\nu_i\rangle$$

- Produced and interact as flavour eigenstates;

propagate as mass eigenstates:  $|\nu_l(L)\rangle = \sum_{i=1}^3 U_{li} e^{-i m_i^2 L/2E} |\nu_i(0)\rangle$

where:

$$\begin{pmatrix} \nu_e \\ \nu_\mu \\ \nu_\tau \end{pmatrix} = \begin{pmatrix} U_{e1} & U_{e2} & U_{e3} \\ U_{\mu1} & U_{\mu2} & U_{\mu3} \\ U_{\tau1} & U_{\tau2} & U_{\tau3} \end{pmatrix} \begin{pmatrix} \nu_1 \\ \nu_2 \\ \nu_3 \end{pmatrix}$$

# Neutrino Mixing



- For Dirac neutrinos, standard parameterization of the PMNS matrix  $U_{li}$  (for Dirac neutrinos) has:

3 mixing angles, 2 mass square differences, 1 CP phase

$$\begin{pmatrix} \nu_e \\ \nu_\mu \\ \nu_\tau \end{pmatrix} = \begin{pmatrix} 1 & 0 & 0 \\ 0 & \cos \theta_{23} & \sin \theta_{23} \\ 0 & -\sin \theta_{23} & \cos \theta_{23} \end{pmatrix} \times \begin{pmatrix} \cos \theta_{13} & 0 & \sin \theta_{13} e^{-i\delta} \\ 0 & 1 & 0 \\ -\sin \theta_{13} e^{i\delta} & 0 & \cos \theta_{13} \end{pmatrix} \times \begin{pmatrix} \cos \theta_{12} & \sin \theta_{12} & 0 \\ -\sin \theta_{12} & \cos \theta_{12} & 0 \\ 0 & 0 & 1 \end{pmatrix} \times \begin{pmatrix} \nu_1 \\ \nu_2 \\ \nu_3 \end{pmatrix}$$

**1998 onwards:**  
Probed with atmospheric neutrinos,  
long baseline accelerator neutrinos  
(SK, K2K, MINOS)

**First measured recently! (2011 – 2012)**  
Short baseline reactor neutrinos  
(Daya Bay, RENO, DoubleChooz);  
Long baseline accelerator neutrinos  
(T2K, MINOS, NOvA)

**2001 onwards:**  
Probed with solar neutrinos,  
long baseline reactor neutrinos  
(SK, SNO, KamLAND)

# Experimental Probes



- For Dirac neutrinos, standard parameterization of the PMNS matrix  $U_{li}$  (for Dirac neutrinos) has:

3 mixing angles, 2 mass square differences, 1 CP phase

$$\begin{pmatrix} \nu_e \\ \nu_\mu \\ \nu_\tau \end{pmatrix} = \begin{pmatrix} 1 & 0 & 0 \\ 0 & \cos \theta_{23} & \sin \theta_{23} \\ 0 & -\sin \theta_{23} & \cos \theta_{23} \end{pmatrix} \times \begin{pmatrix} \cos \theta_{13} & 0 & \sin \theta_{13} e^{-i\delta} \\ 0 & 1 & 0 \\ -\sin \theta_{13} e^{i\delta} & 0 & \cos \theta_{13} \end{pmatrix} \times \begin{pmatrix} \cos \theta_{12} & \sin \theta_{12} & 0 \\ -\sin \theta_{12} & \cos \theta_{12} & 0 \\ 0 & 0 & 1 \end{pmatrix} \times \begin{pmatrix} \nu_1 \\ \nu_2 \\ \nu_3 \end{pmatrix}$$

$\sin^2(2\theta_{23}) > 0.95$  (90% C.L.)  
 $|\Delta m^2_{32}| = 2.43 \pm 0.13 \times 10^{-3} \text{ eV}^2$

$\sin^2(2\theta_{12}) = 0.857 \pm 0.024$   
 $\Delta m^2_{12} = 7.59 \pm 0.20 \times 10^{-5} \text{ eV}^2$

$\sin^2(2\theta_{13}) = 0.098 \pm 0.013$

What is the octant of  $\theta_{23}$ ?

What is the mass hierarchy?

What is the CP violating phase  $\delta$ ?

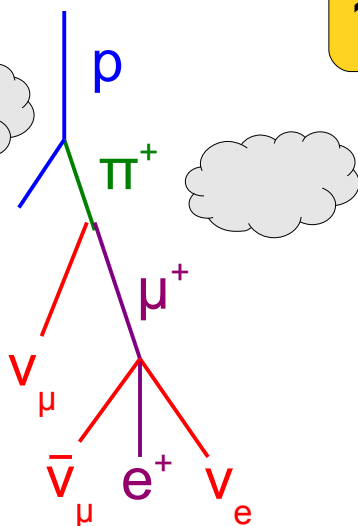
# Neutrino Sources



Where do the neutrinos that experiments measure come from?

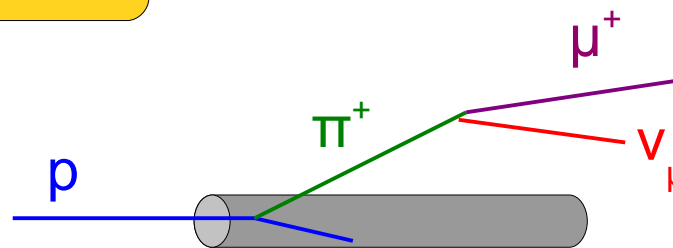
## Atmospheric

Cosmic ray showers produce pions and muons that decay to neutrinos



~1-10 GeV

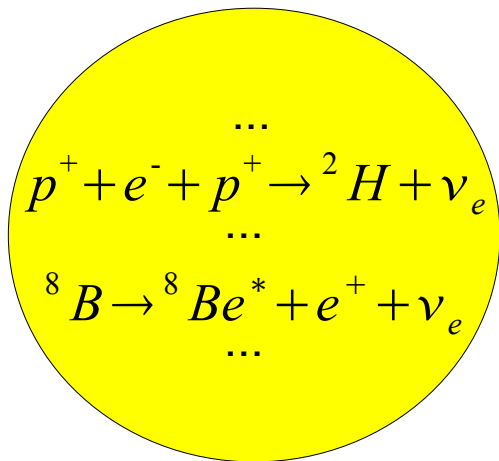
## Accelerator



Proton beam from accelerator collides with fixed target

Most muons absorbed before decaying

## Solar



Produced in fusion reactions inside sun.

Energy thresholds matter for experiments

~ 10 MeV

## Reactor



$\bar{\nu}_e$  From  $\beta$  decay of isotopes in nuclear reactors

# [Some] Open Questions

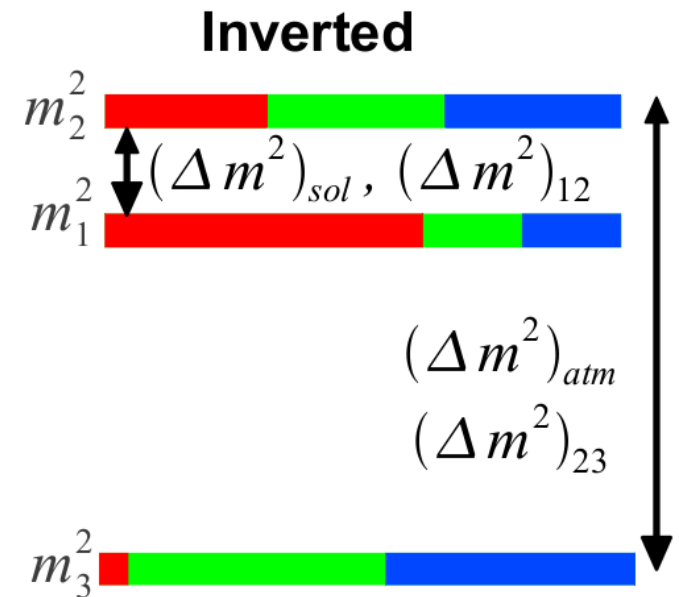
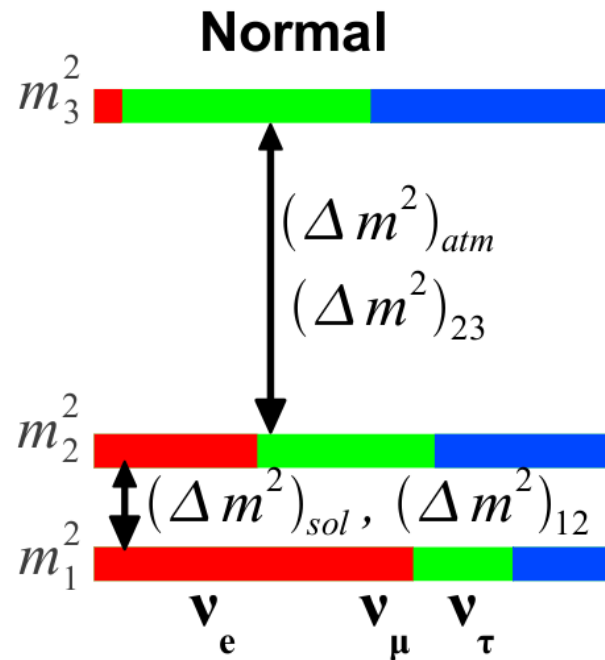


- 1) What is the CP violating phase  $\delta$ ?
- 2) What is the mass hierarchy?

Ambiguity in sign of

$$m_3^2 - m_2^2$$

Two possible mass hierarchies



→ Electron neutrino appearance can help answer both questions!

# $\theta_{13}$ measurements (other than solar- $\nu$ and atm- $\nu$ )

- Reactor neutrino experiments :  $\bar{\nu}_e$  disappearance

$$P(\bar{\nu}_e \rightarrow \bar{\nu}_e) \approx 1 - \sin^2(2\theta_{13}) \sin^2\left(\frac{1.27\Delta m_{31}^2 L(m)}{E_\nu(MeV)}\right) \quad \text{pure } \theta_{13} \text{ measurement}$$

- Accelerator neutrino experiments :  $\nu_e$  appearance

$$P(\nu_\mu \rightarrow \nu_e) \approx \sin^2(2\theta_{13}) \sin^2\theta_{23} \sin^2\left(\frac{1.27\Delta m_{31}^2 L(km)}{E_\nu(GeV)}\right) \quad \text{leading term}$$

sub-leading terms

$\delta \rightarrow -\delta$   
 $a \rightarrow -a$

$$\left\{ \begin{array}{l} + 8C_{13}^2 S_{12} S_{13} S_{23} (C_{12} C_{23} \cos\delta - S_{12} S_{13} S_{23}) \cos\Phi_{32} \cdot \sin\Phi_{31} \cdot \sin\Phi_{21} \quad \text{CPC} \\ - 8C_{13}^2 C_{12} C_{23} S_{12} S_{13} S_{23} \sin\delta \sin\Phi_{32} \cdot \sin\Phi_{31} \cdot \sin\Phi_{21} \quad \text{CPV} \\ + 4S_{12}^2 C_{13}^2 (C_{12}^2 C_{23}^2 + S_{12}^2 S_{23}^2 S_{13}^2 - 2C_{12} C_{23} S_{12} S_{23} S_{13} \cos\delta) \sin^2\Phi_{21} \quad \text{solar} \\ - 8C_{13}^2 S_{13}^2 S_{23}^2 (1 - 2S_{13}^2) \frac{aL}{4E_\nu} \cos\Phi_{32} \sin\Phi_{31} \cdot \quad \text{matter effect} \end{array} \right.$$

$\nu_e$  appearance : sensitive to  $\delta$  and the mass hierarchy

→ Non-zero  $\theta_{13}$  opens the possibility to probe the CP violation in the lepton sector !

# Measuring $\theta_{13}$



Long baseline accelerator: Sensitive to  $\theta_{13}$ ,  $\delta$ , mass hierarchy

$$\begin{aligned}
 P(\nu_\mu \rightarrow \nu_e) = & \boxed{4C_{13}^2 S_{13}^2 S_{23}^2 \cdot \sin^2 \Delta_{31}} \\
 & + 8C_{13}^2 S_{12} S_{13} S_{23} (C_{12} C_{23} \cos \delta - S_{12} S_{13} S_{23}) \cdot \cos \Delta_{32} \cdot \sin \Delta_{31} \cdot \sin \Delta_{21} \\
 & - 8C_{13}^2 C_{12} C_{23} S_{12} S_{13} S_{23} \sin \delta \cdot \sin \Delta_{32} \cdot \sin \Delta_{31} \cdot \sin \Delta_{21} \\
 & + 4S_{12}^2 C_{13}^2 (C_{12}^2 C_{23}^2 + S_{12}^2 S_{23}^2 S_{13}^2 - 2C_{12} C_{23} S_{12} S_{23} S_{13} \cos \delta) \cdot \sin^2 \Delta_{21} \\
 & - 8C_{13}^2 S_{12}^2 S_{23}^2 \cdot \frac{aL}{4E_\nu} (1 - 2S_{13}^2) \cdot \cos \Delta_{32} \cdot \sin \Delta_{31} \\
 & + 8C_{13}^2 S_{13}^2 S_{23}^2 \frac{a}{\Delta m_{13}^2} (1 - 2S_{13}^2) \sin^2 \Delta_{31}
 \end{aligned}$$

where:

- $C_{ij} = \cos(\theta_{ij})$
- $S_{ij} = \sin(\theta_{ij})$
- $\Delta_{ij} = \Delta m_{ij} (L/4E)$

CP violating (flips sign for anti- $\nu$ )

Solar

Matter

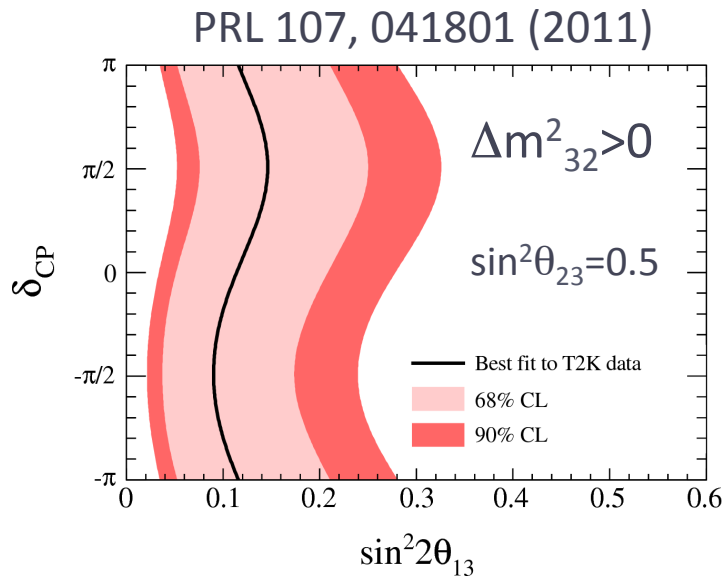
Short baseline reactor: Sensitive only to  $\theta_{13}$

$$P_{\text{sur}} \approx 1 - \sin^2 2\theta_{13} \sin^2(1.267 \Delta m_{31}^2 L/E)$$

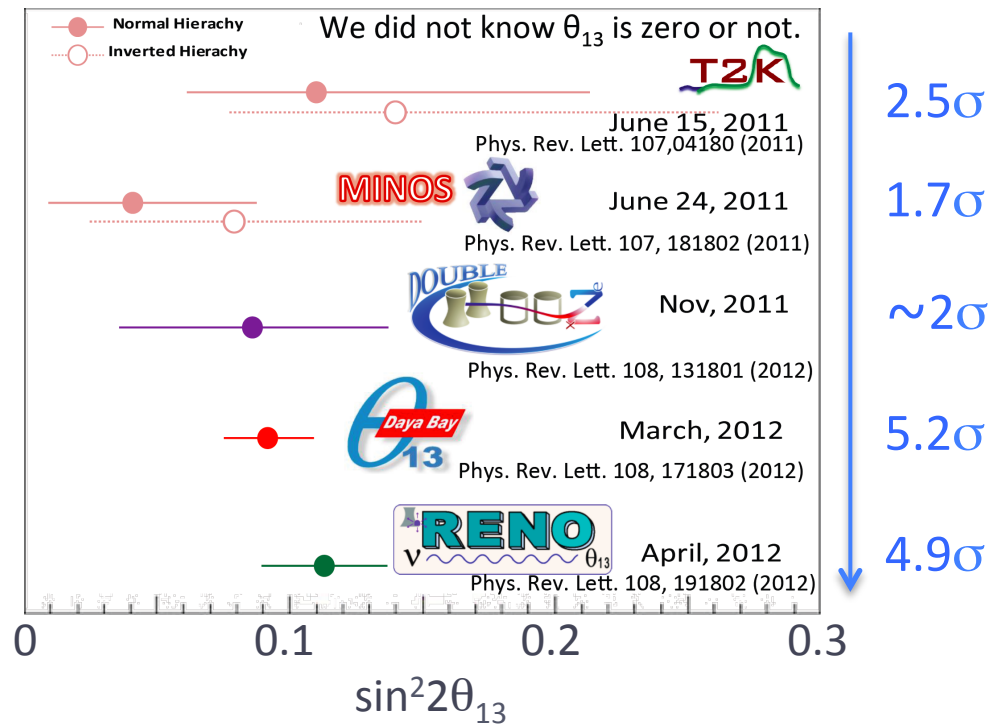


# Breakthrough of non-zero $\theta_{13}$ search (2011~)

- In 2011 June, T2K reported the first indication of  $\theta_{13} \neq 0$  ( $2.5\sigma$ ) using the data before the earthquake.



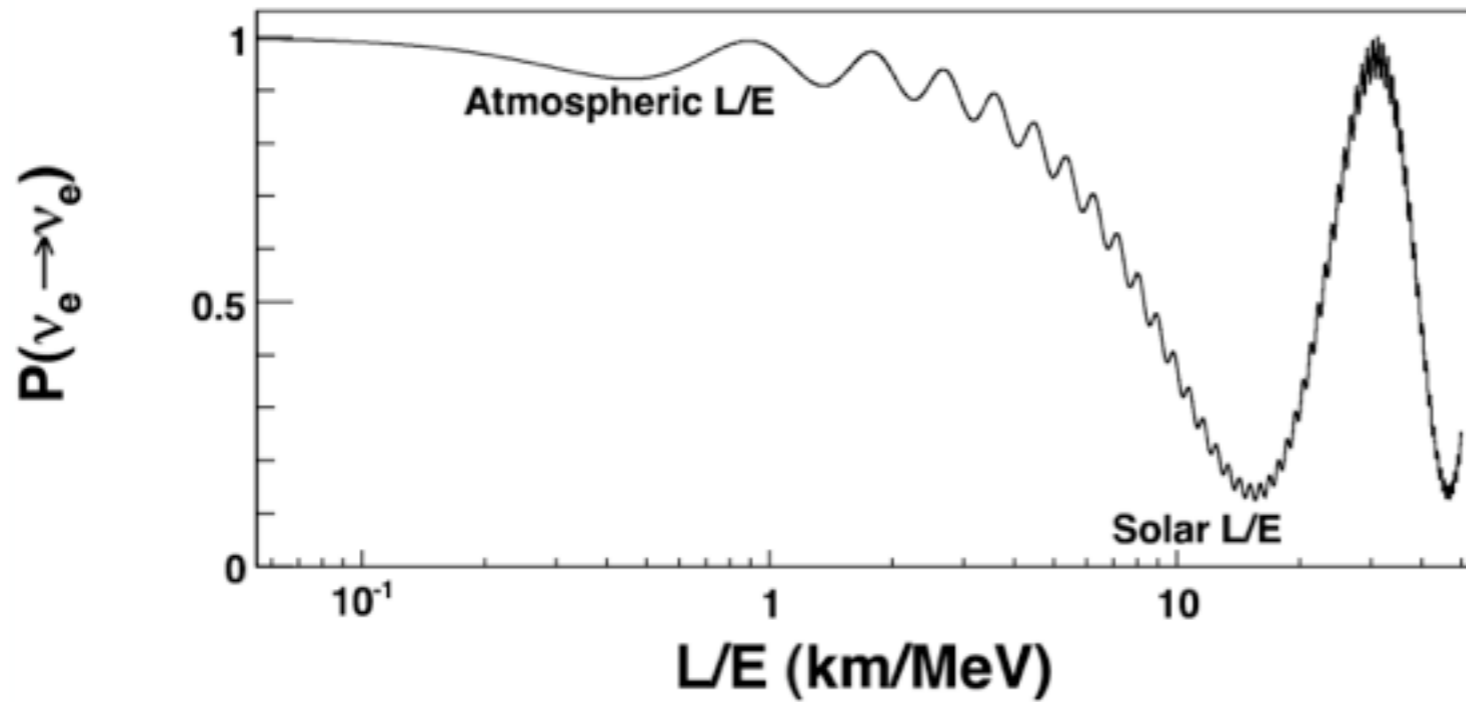
$1\sigma$  confidence intervals (before Neutrino2012)



- In 2012, solid confirmation by reactor experiments.

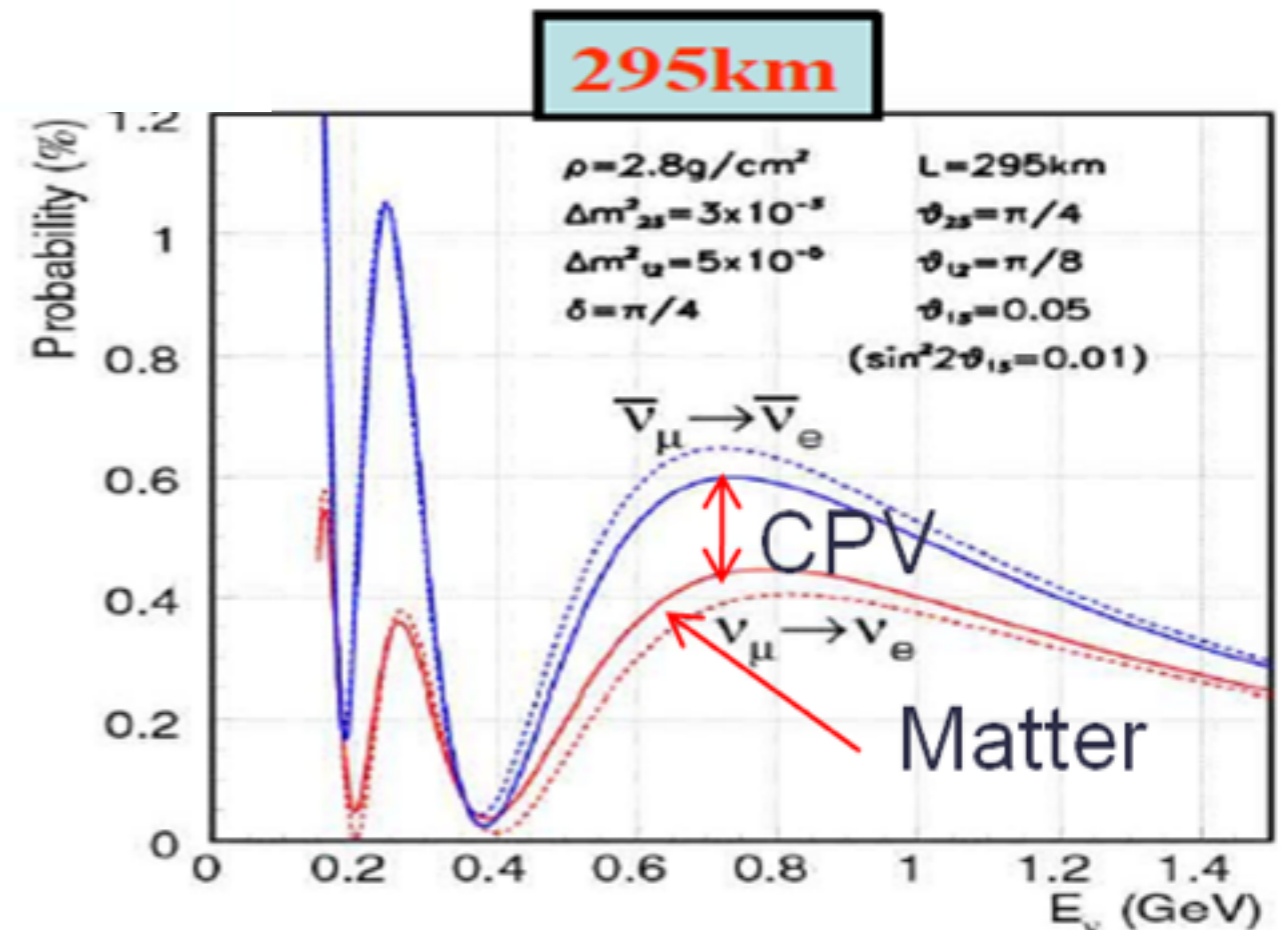
This talk : Updated  $\nu_e$  appearance analysis using the full T2K data set

# How to measure $\theta_{13}$

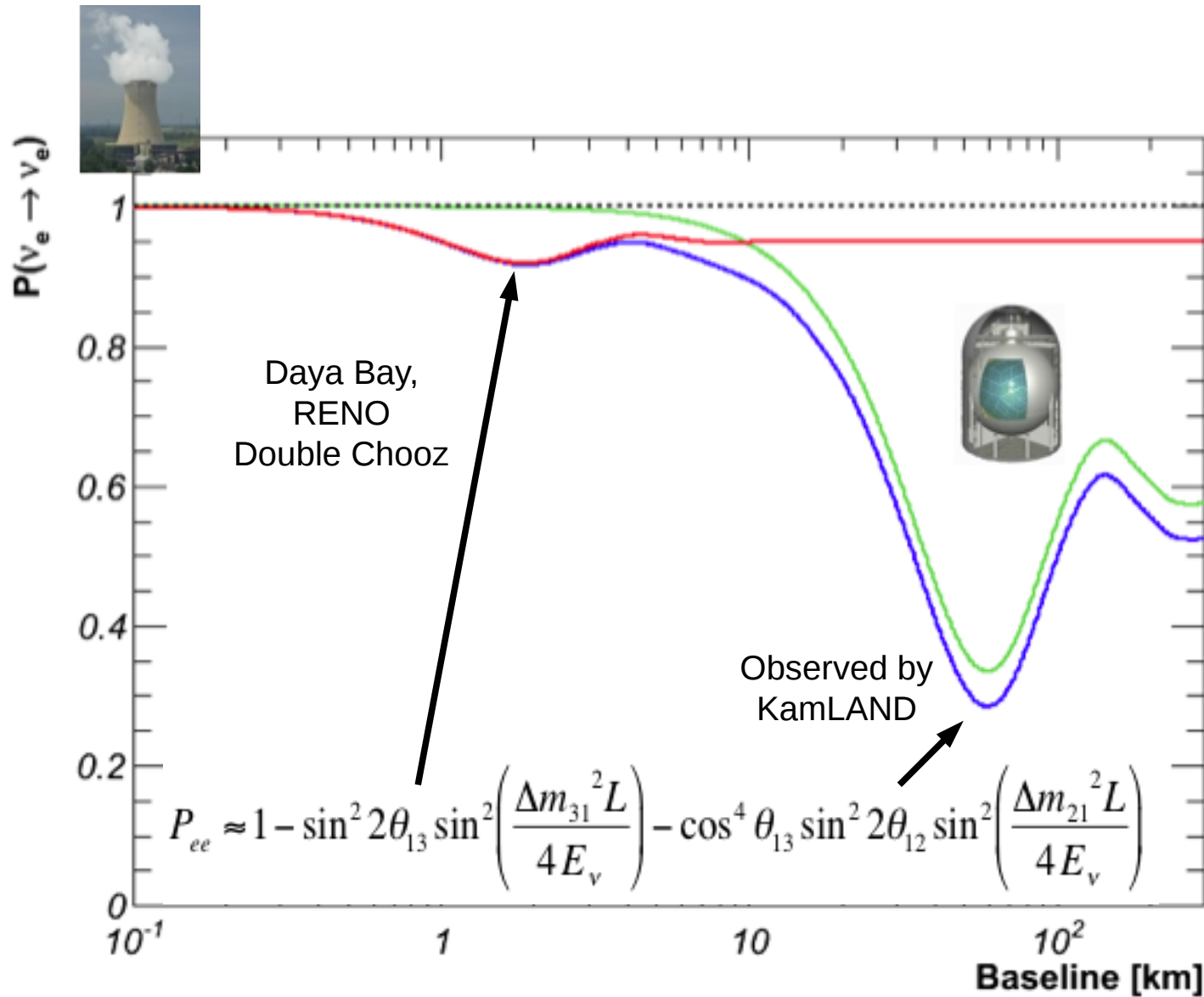


$\theta_{13}$  can cause  $\bar{\nu}_e$  disappearance in reactor neutrinos

$\theta_{13}$  can cause  $\nu_\mu \rightarrow \nu_e$  appearance in long baseline experiments



# Oscillation @Reactors

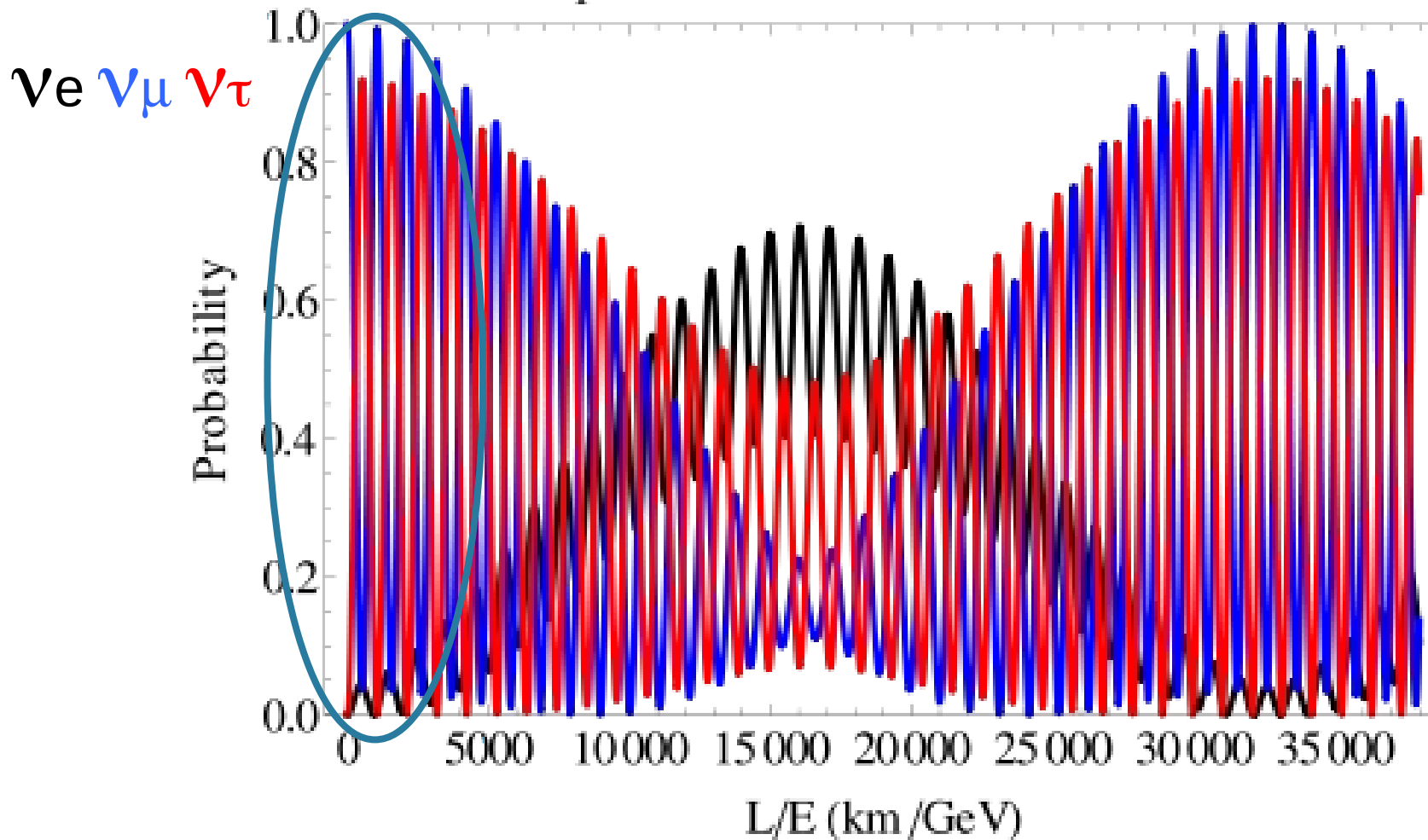


# Oscillation @Accelerators



Long baseline accelerator: Sensitive to  $\theta_{13}$ ,  $\theta_{23}$ ,  $\delta$ , mass hierarchy

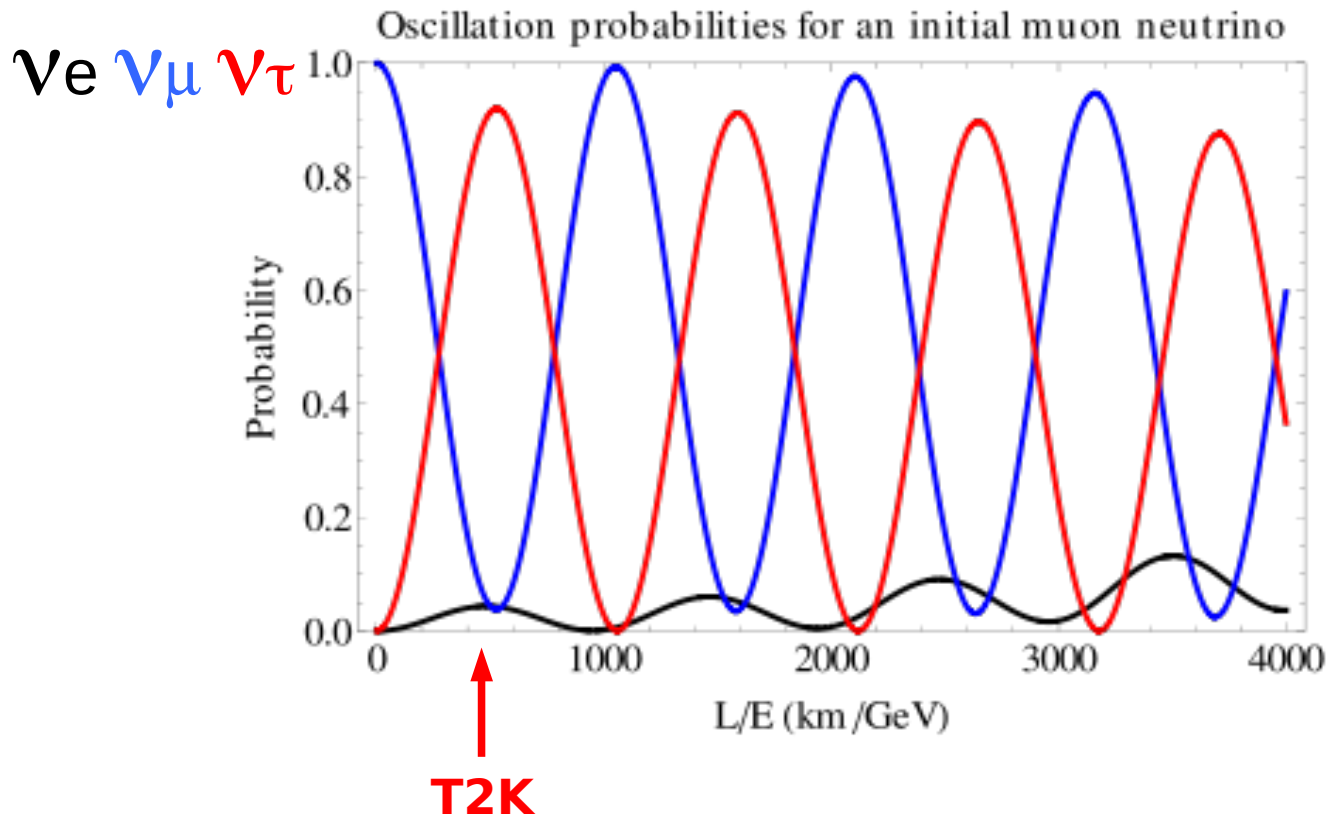
Oscillation probabilities for an initial muon neutrino



# Oscillation @Accelerators




Long baseline accelerator: Sensitive to  $\theta_{13}$ ,  $\theta_{23}$ ,  $\delta$ , mass hierarchy



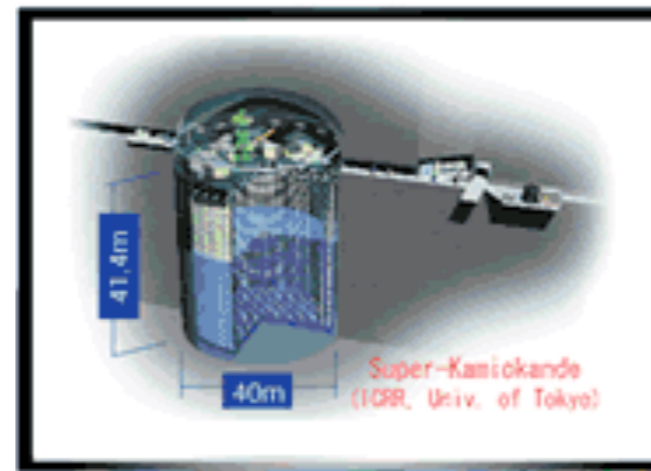
$$P_{\mu \rightarrow \mu} \approx 1 - \sin^2 2\theta_{23} \sin^2 \left( \frac{\Delta m_{31}^2 L}{4E} \right)$$

$$P_{\mu \rightarrow e} \approx \sin^2 2\theta_{13} \sin^2 \theta_{23} \sin^2 \left( \frac{\Delta m_{31}^2 L}{4E} \right)$$


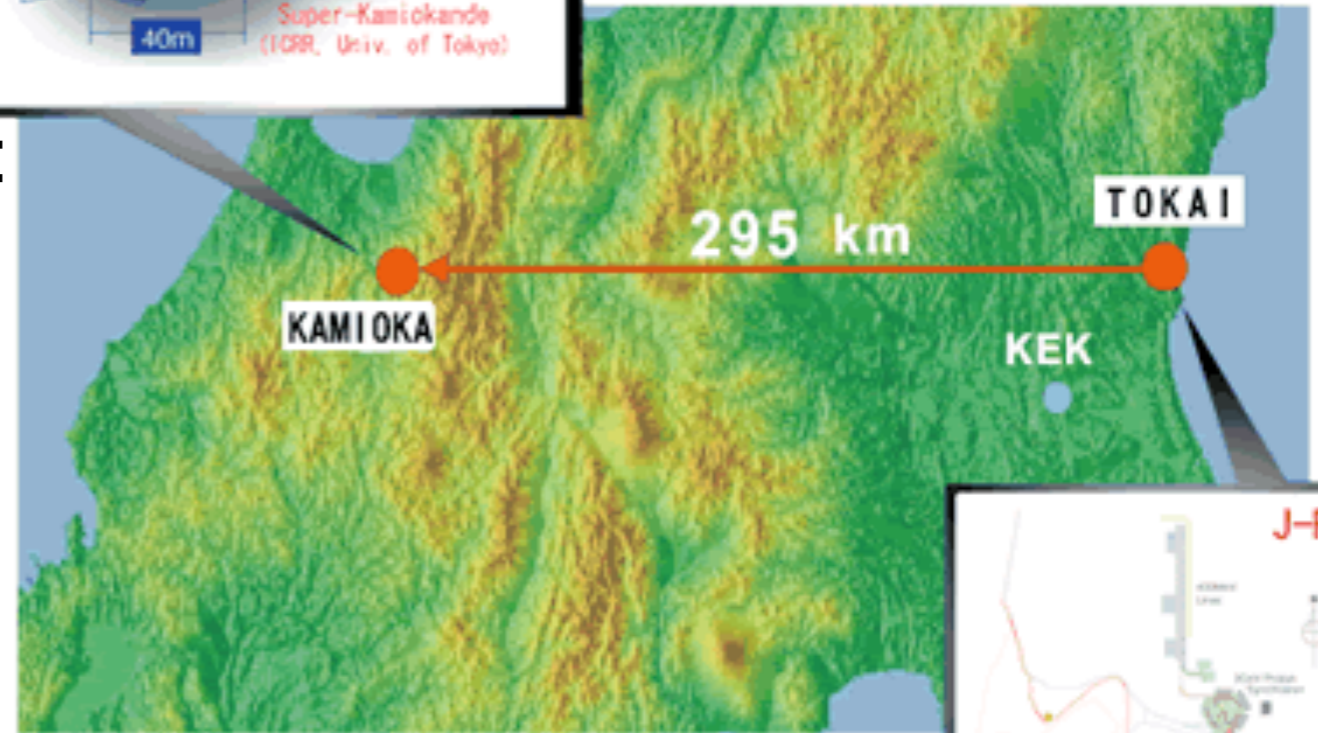


**T2K**

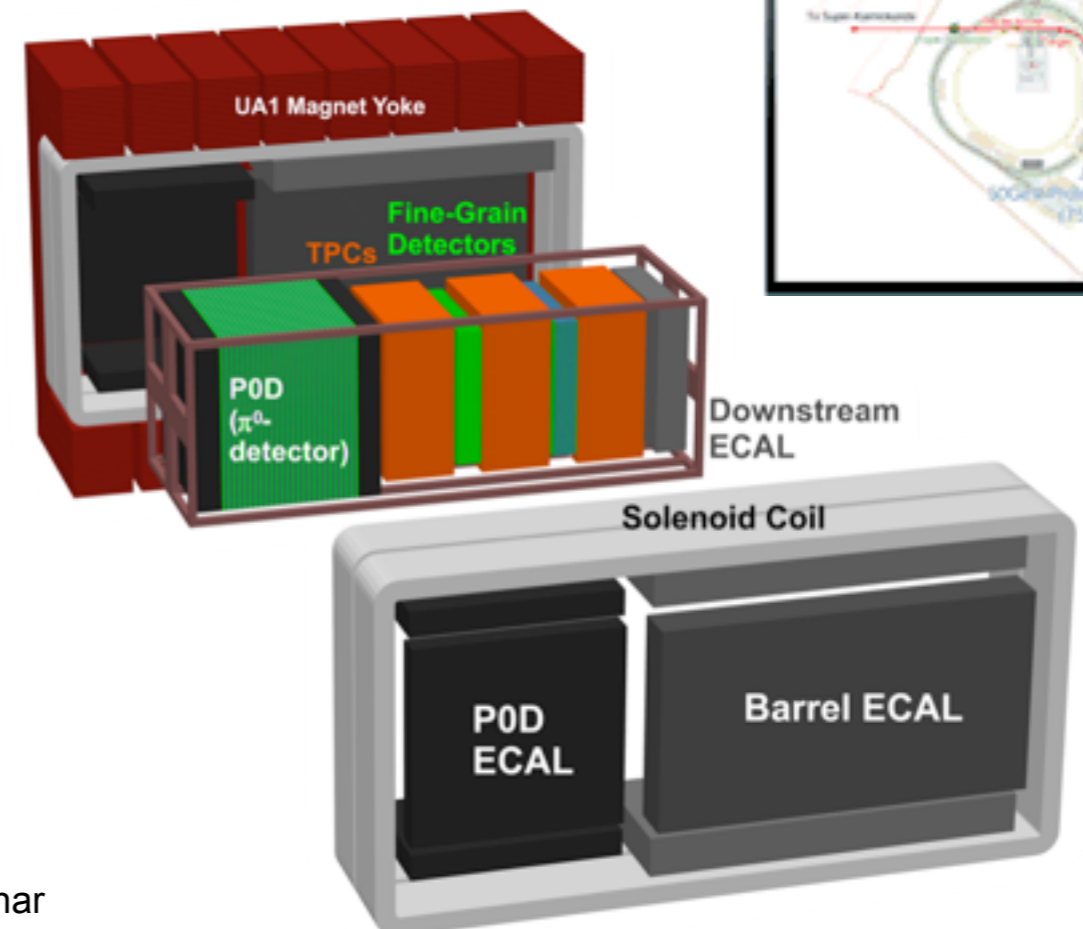
# T2K



*“Tokai-To-Kamioka”*



- Start with world’s largest detector: Super-Kamiokande
- Build new neutrino beam
- Off-axis beam to Super-K
  - $L = 295 \text{ km}$
  - $E = 0.6 \text{ GeV}$
- Near detectors at 280m to constrain beam flux
- Physics Goals:
  - precise  $\Delta m^2_{32}, \theta_{23}$  measurements
  - search for  $\theta_{13}$

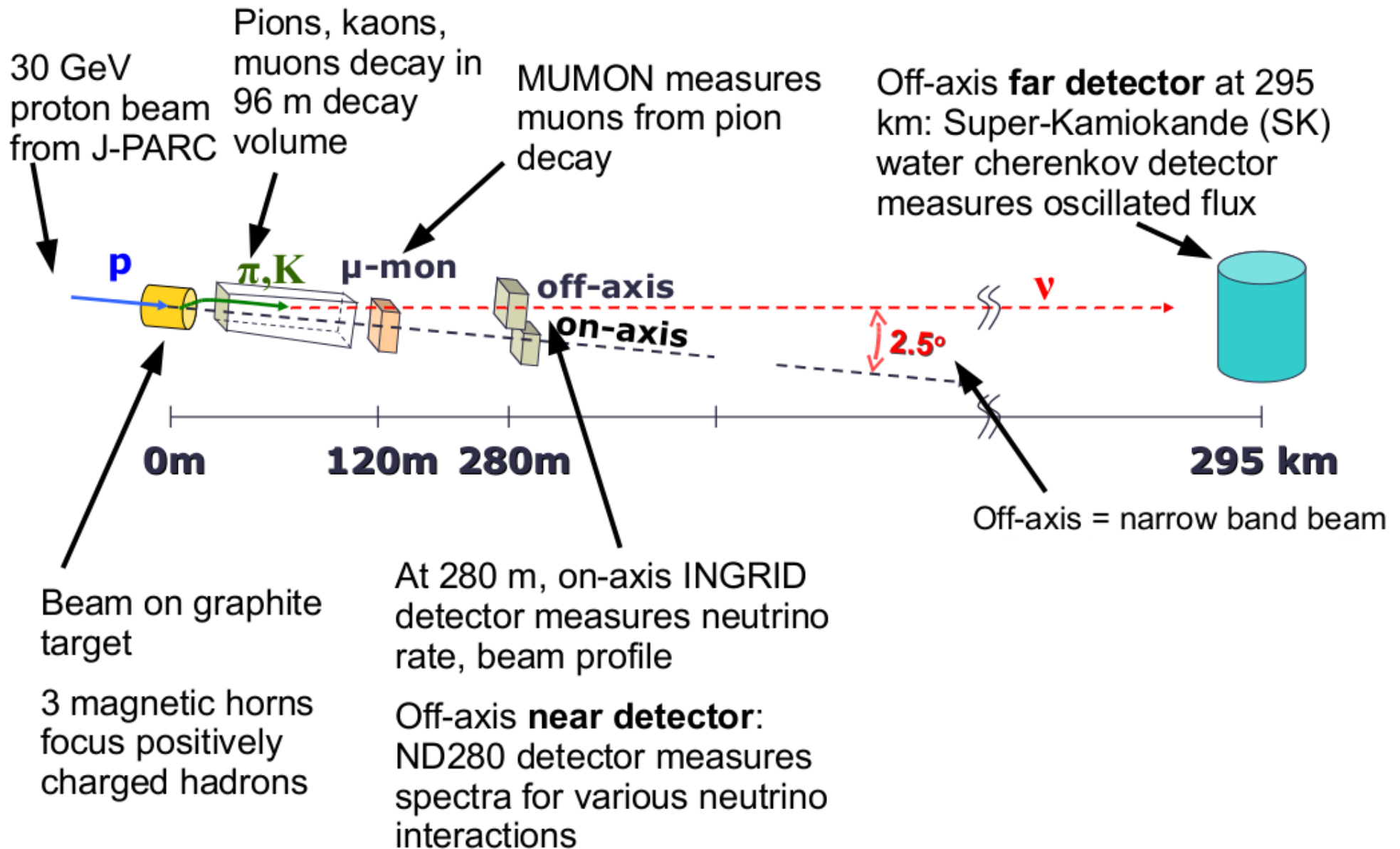


# The T2K Collaboration

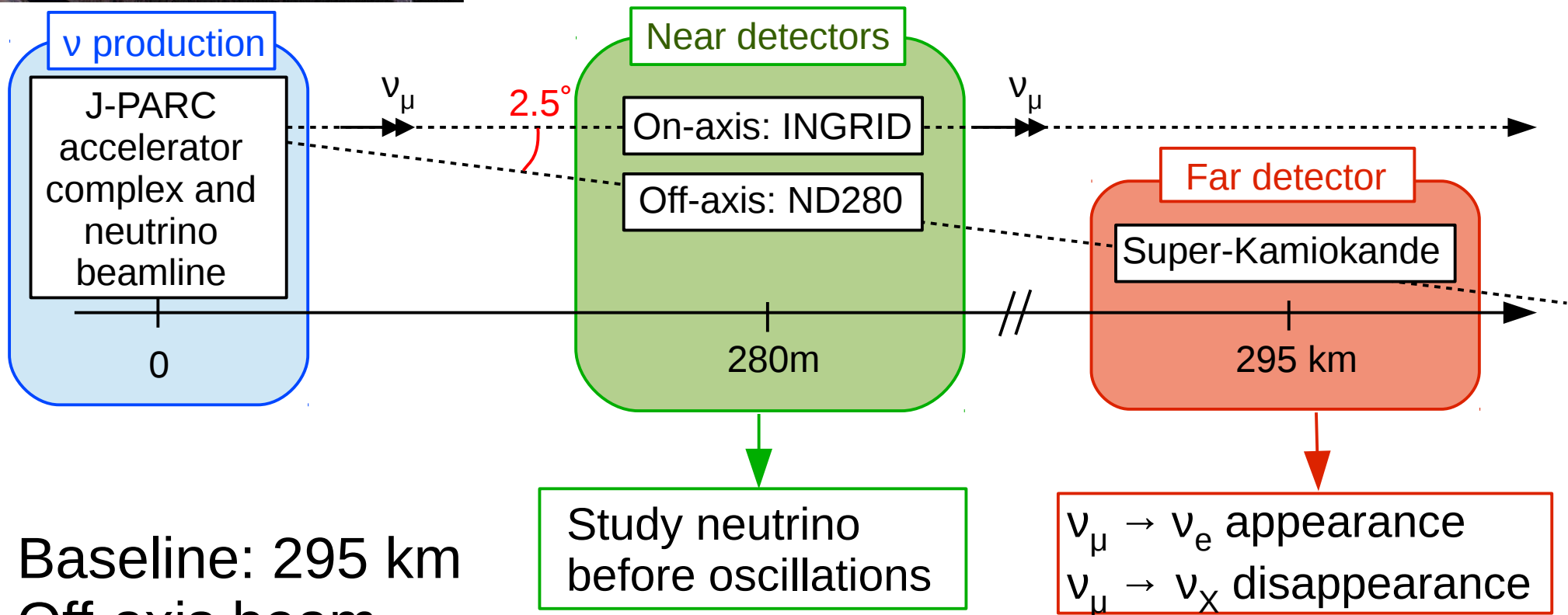
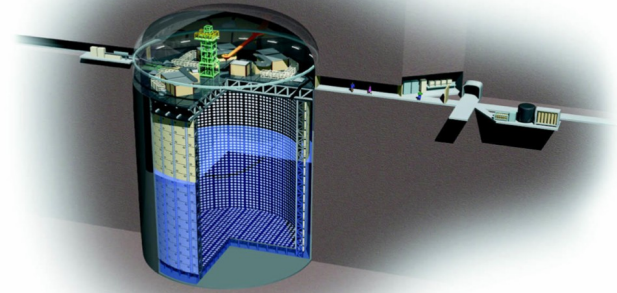
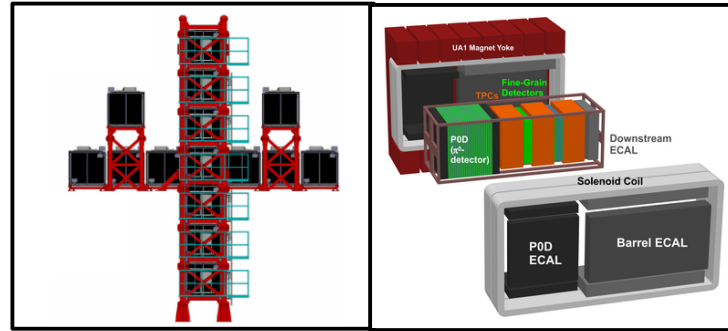
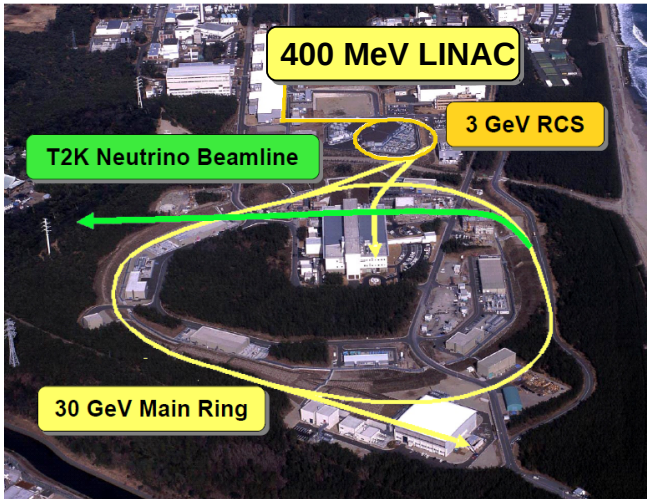




# Experimental Overview



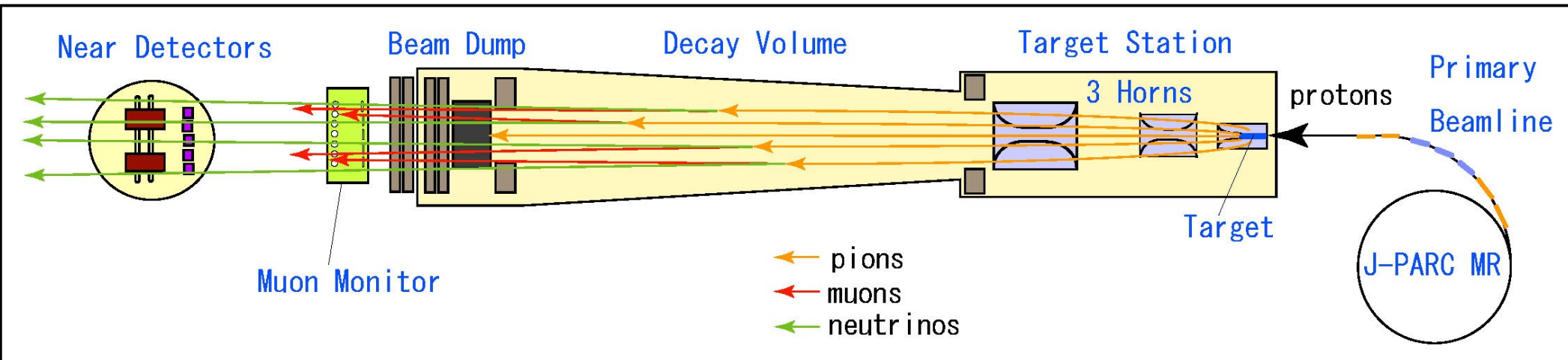
# The T2K experiment Overview



- Baseline: 295 km
- Off-axis beam

# The T2K experiment Neutrino production

Conventional neutrino beam produced from 30 GeV protons

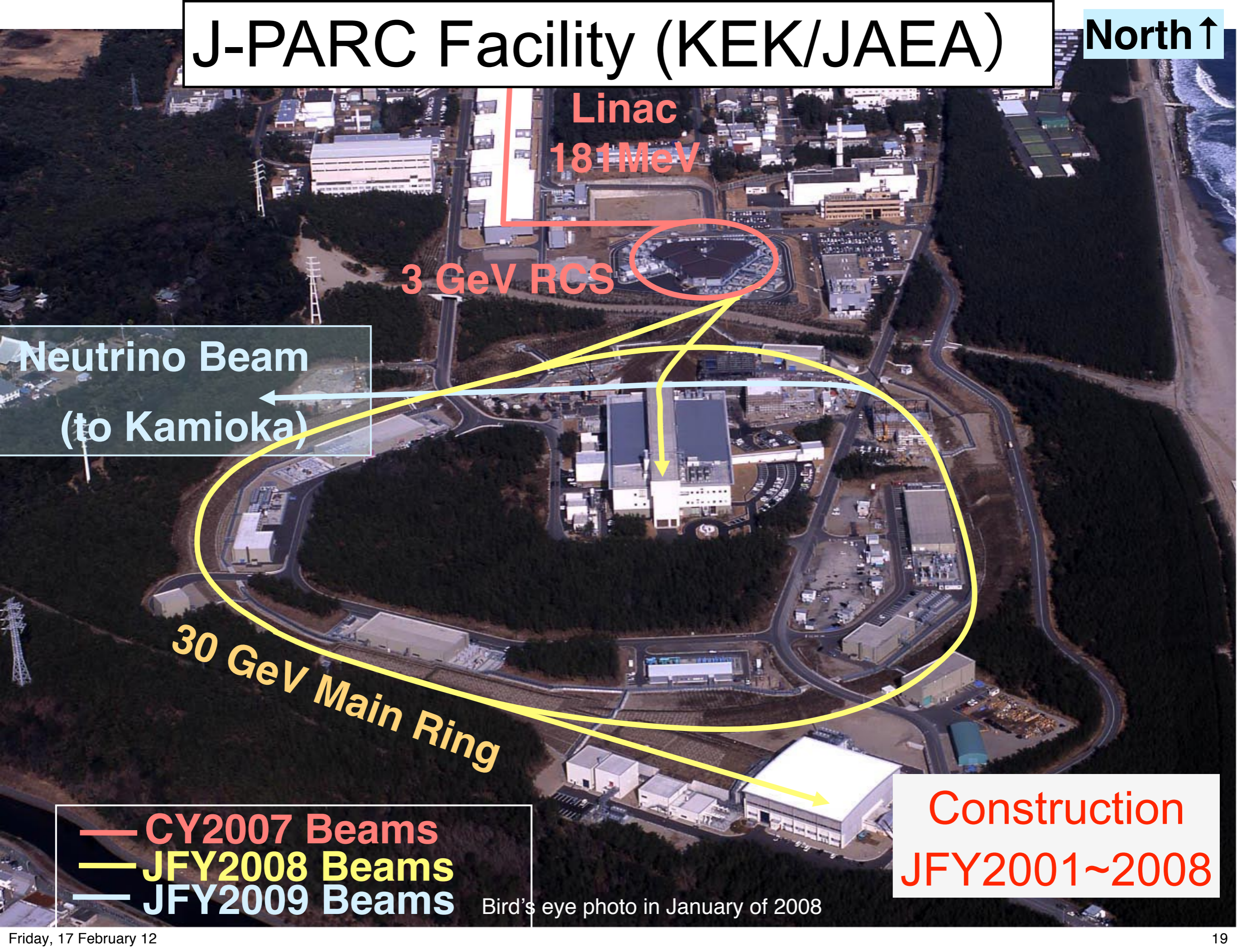


**Almost pure  $\nu_\mu/\bar{\nu}_\mu$  beam,**  
with an intrinsic  $\nu_e/\bar{\nu}_e$   
component (<1% at peak)

Can switch from  $\nu_\mu$  beam to  
 $\bar{\nu}_\mu$  beam by inverting the horn  
polarities

# J-PARC Facility (KEK/JAEA)

North ↑



Linac  
181 MeV

3 GeV RCS

Neutrino Beam  
(to Kamioka)

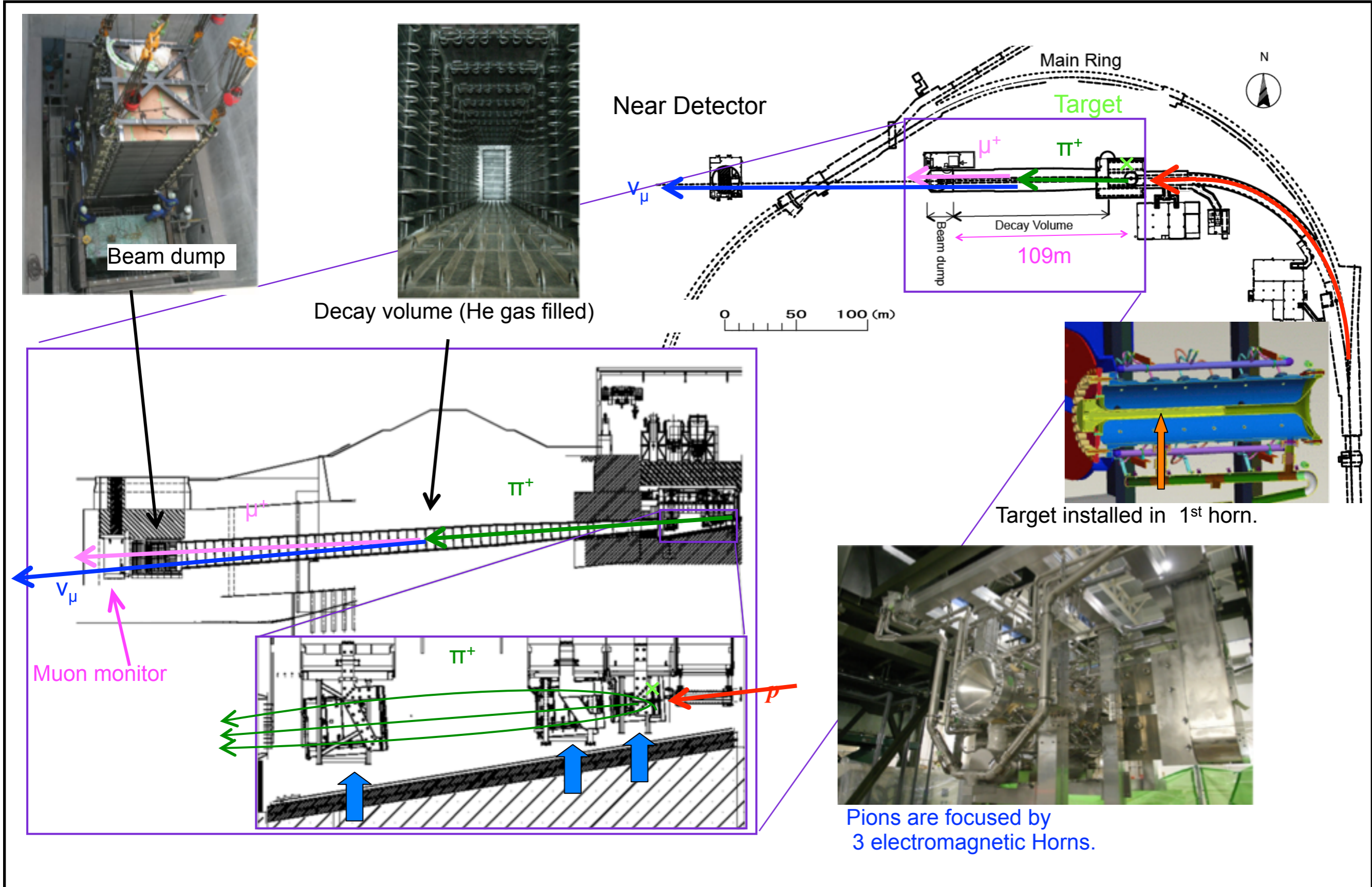
30 GeV Main Ring

Construction  
JFY2001~2008

— CY2007 Beams  
— JFY2008 Beams  
— JFY2009 Beams

Bird's eye photo in January of 2008

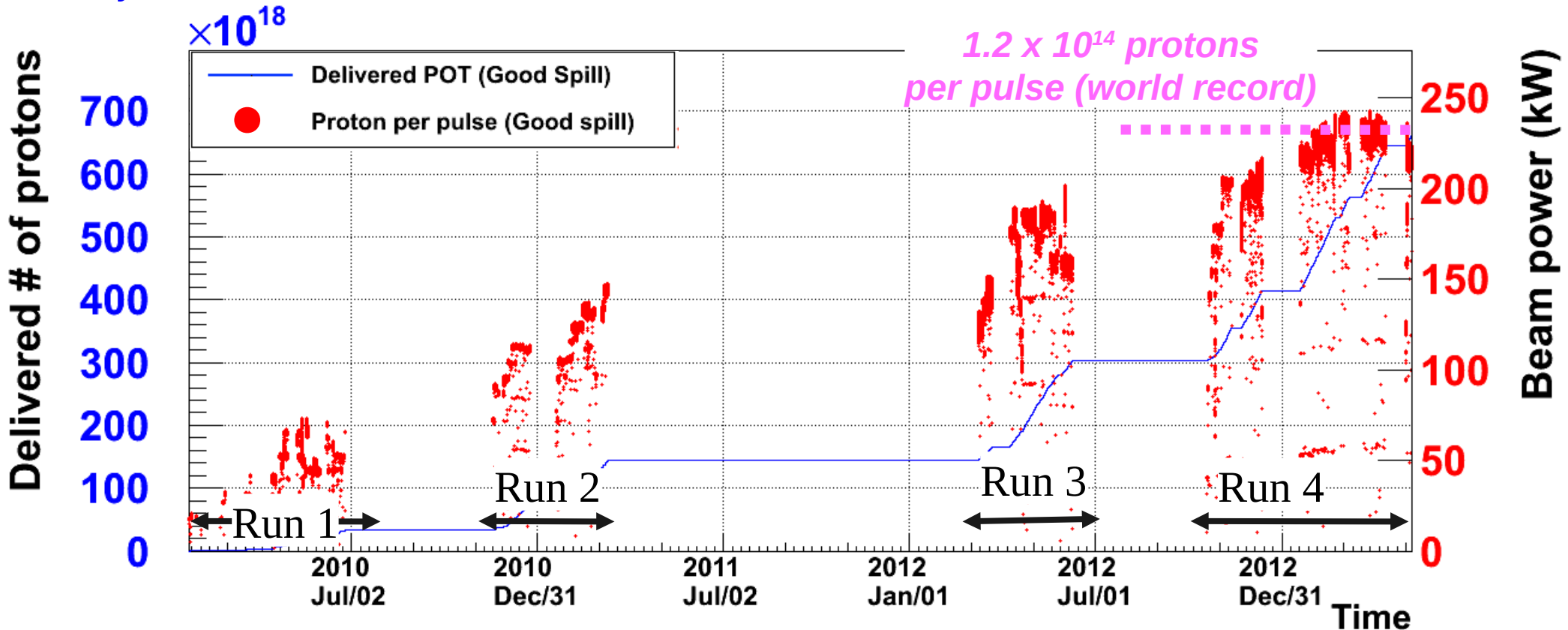
# J-PARC neutrino beamline overview



# T2K Data Taking

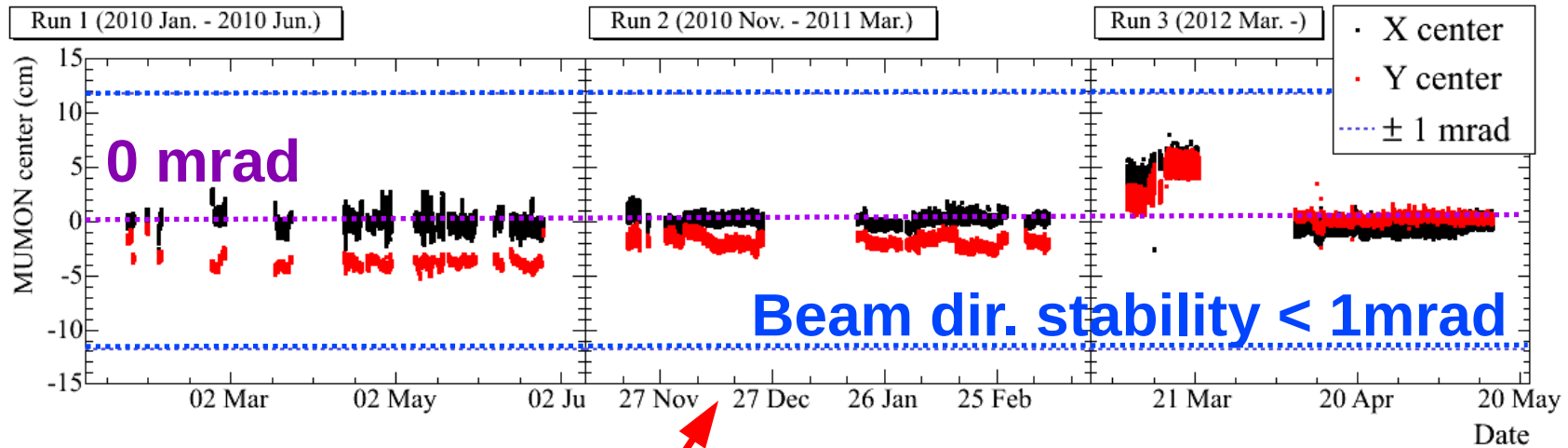


Many thanks to the J-PARC accelerator division for their efforts and much hard work!

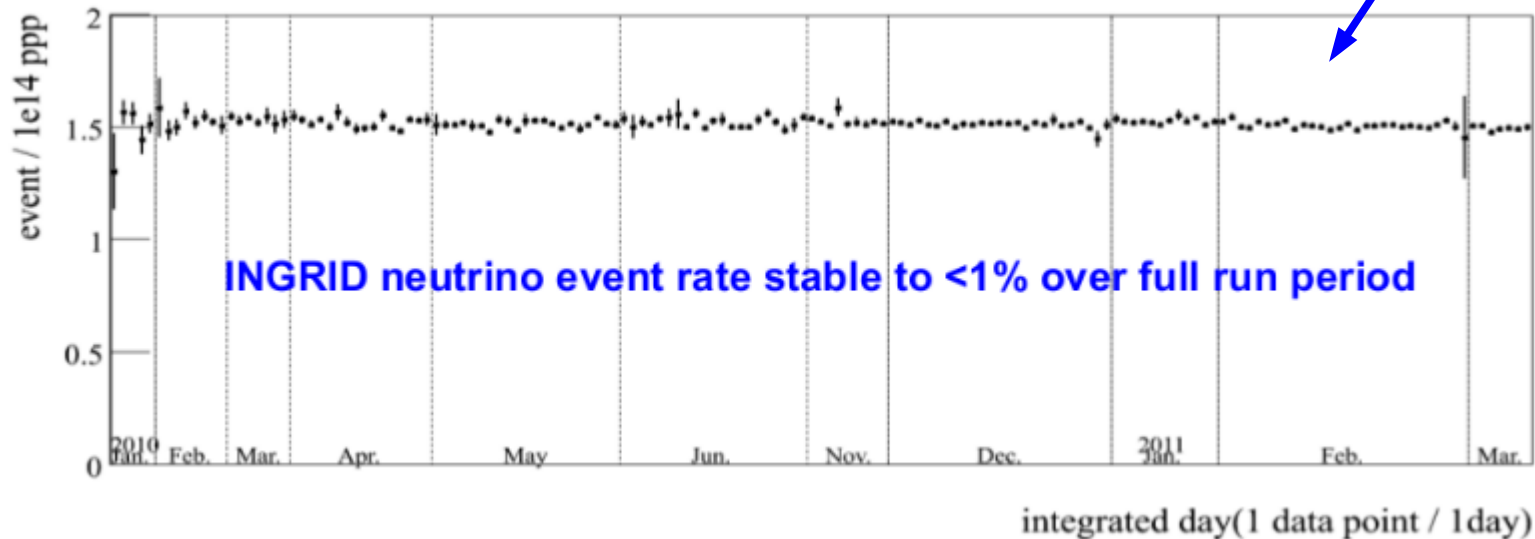


- **NEW!** Full Run 1 – 4 data sets published this week! Phys. Rev. Lett. **107:041801** (Feb 10<sup>th</sup>)
  - Featured in an APS “Viewpoint” article (<http://physics.aps.org/articles/v7/15>)
- Total exposure at far detector is  $6.57 \times 10^{20}$  P.O.T.
  - Previous  $\nu_e$  appearance result (2012) used  $3.01 \times 10^{20}$  P.O.T. → **Statistics increased by factor >2!**
- Thus far, ~8% of the total data has been collected (assuming design goal)
- Instantaneous luminosity of 220 kW ( $1.2 \times 10^{14}$  protons per pulse) → **World record!**

# Beam Stability: Rate & Direction

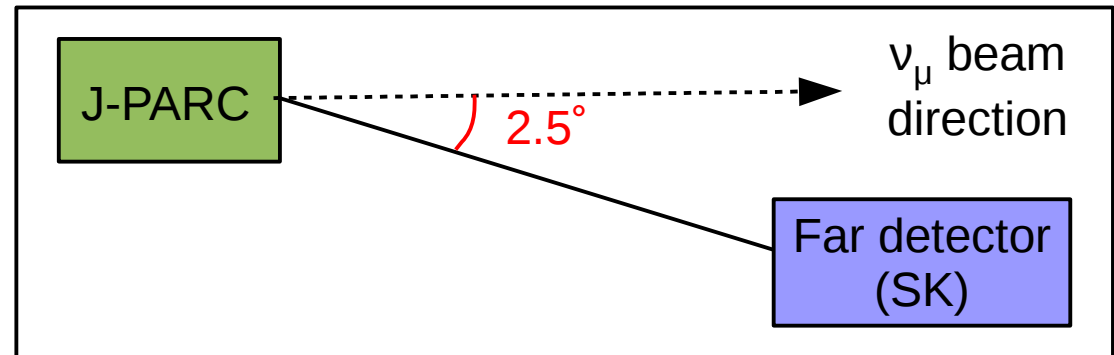
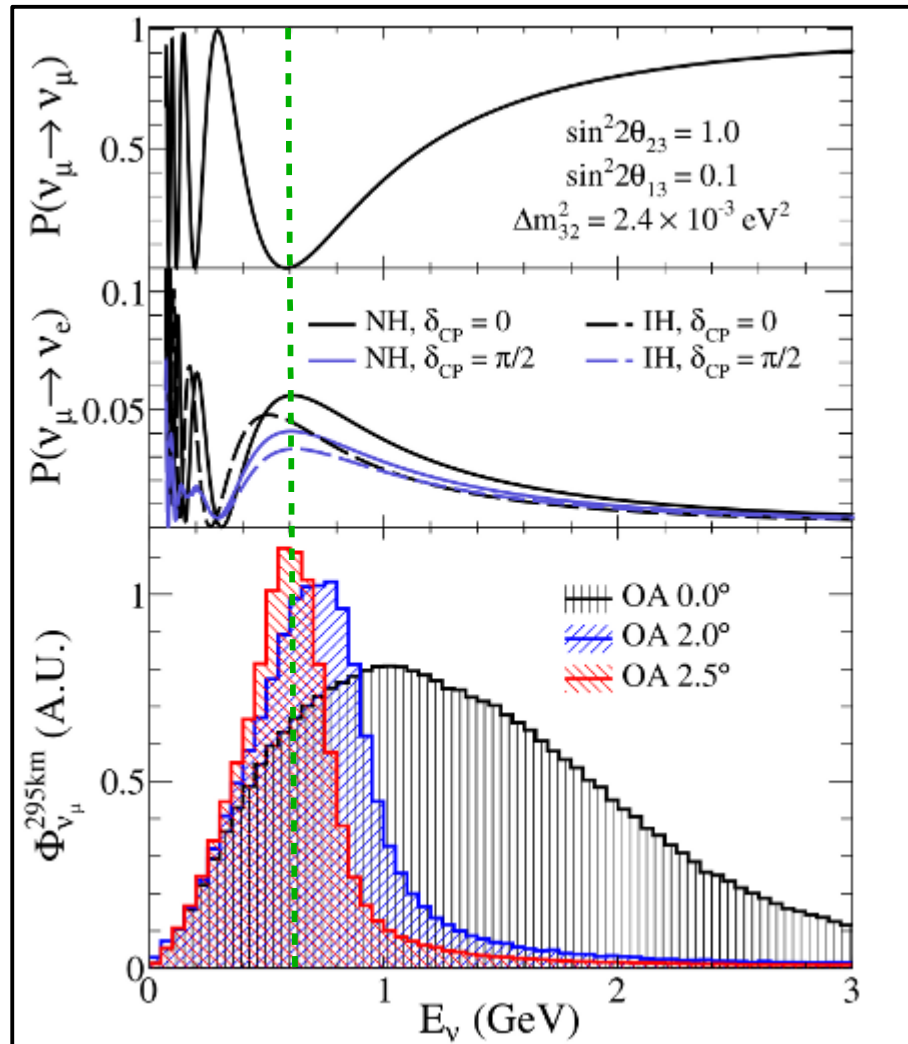


Beam is quite stable in **space** (1 mrad tolerance) and **time** (within 1%)



# The T2K experiment

## Off-axis beam



- Narrow band neutrino beam, peaked at oscillation maximum (0.6 GeV)
- Reduces high energy tail
- Reduces intrinsic  $\nu_e$  contamination of the beam at peak energy
- Interactions dominated by CCQE mode



Here we give an explanation of the off-axis method [20]. The  $\nu_\mu$  beam is produced from the charged pion decay ( $\pi \rightarrow \mu\nu_\mu$ ). The energy of the neutrino in the pion rest frame (in which quantities are labeled with the superscript  $*$ ) is

$$E_\nu^* = \frac{m_\pi^2 - m_\mu^2}{2m_\pi} = 29.8 \text{ MeV} \quad (1.23)$$

The laboratory frame 4-momentum can be calculated by Lorentz transformation:

$$\begin{pmatrix} p_\mu \end{pmatrix} \rightarrow \begin{bmatrix} \gamma_\pi & 0 & 0 & \gamma_\pi\beta_\pi \\ 0 & 1 & 0 & 0 \\ 0 & 0 & 1 & 0 \\ \gamma_\pi\beta_\pi & 0 & 0 & \gamma_\pi \end{bmatrix} \begin{pmatrix} p_\mu \end{pmatrix} \quad (1.24)$$

$$\begin{aligned} & (E_\nu, E_\nu \sin \theta, 0, E_\nu \cos \theta) \\ \rightarrow & (E_\nu^* \gamma_\pi (1 + \beta_\pi \cos \theta^*), E_\nu^* \sin \theta^*, 0, E_\nu^* \gamma_\pi (\beta_\pi + \cos \theta^*)) \end{aligned} \quad (1.25)$$

where  $\theta$  is angle between the pion momentum and the neutrino momentum. The relation between the angle in the pion rest ( $\theta^*$ ) and that in the lab. frame ( $\theta$ ) is obtained from the 1st and 3rd components of Eq. 1.25:

$$\tan \theta = \frac{E_\nu^* \sin \theta^*}{E_\nu^* \gamma_\pi (\beta_\pi + \cos \theta^*)} \quad (1.26)$$

If  $E_\nu, E_\pi \gg m_\pi$  and then  $\beta_\pi \simeq 1$ , we can re-write Eq. 1.26 to

$$\tan \theta \simeq \frac{E_\nu^* \sin \theta^*}{E_\nu} \quad (1.27)$$

using the 0th component of Eq. 1.25. This equation indicates that a maximum lab angle  $\theta_{max}$  is obtained at  $\theta^* = 90^\circ$ :

$$\tan \theta_{max} \simeq \frac{E_\nu^*}{E_\nu} \quad (1.28)$$

In other words, there is a maximum neutrino energy ( $E_\nu^{max.}$ ) with fixed angle  $\theta$ :

$$E_\nu^{max.} \simeq \frac{E_\nu^*}{\tan \theta} = \frac{29.8 \text{ MeV}}{\tan \theta} \quad (1.29)$$

The relation between  $E_\nu$ ,  $E_\pi$  and  $\theta$  is obtained from the 0th component of Eq. 1.25:

$$E_\nu = \frac{\gamma_\pi + \gamma_\pi \beta_\pi \sqrt{1 - \tan^2 \theta}}{1 + \gamma_\pi^2 \beta_\pi^2} E_\nu^* \quad (1.30)$$

, and is shown in Fig. 1.4. As expected from Eq. 1.29, there is a maximum neutrino energy  $E_\nu^{max.}$  with non-zero  $\theta$ , and as the neutrino energy approaches this value, pions in large range of energies contribute to neutrinos in a small range of energy. Thus semi-monochromatic energy neutrino beam with the peak around  $E_\nu^{max.}$  is achieved with the fixed angle  $\theta$  which is called as the off-axis angle.

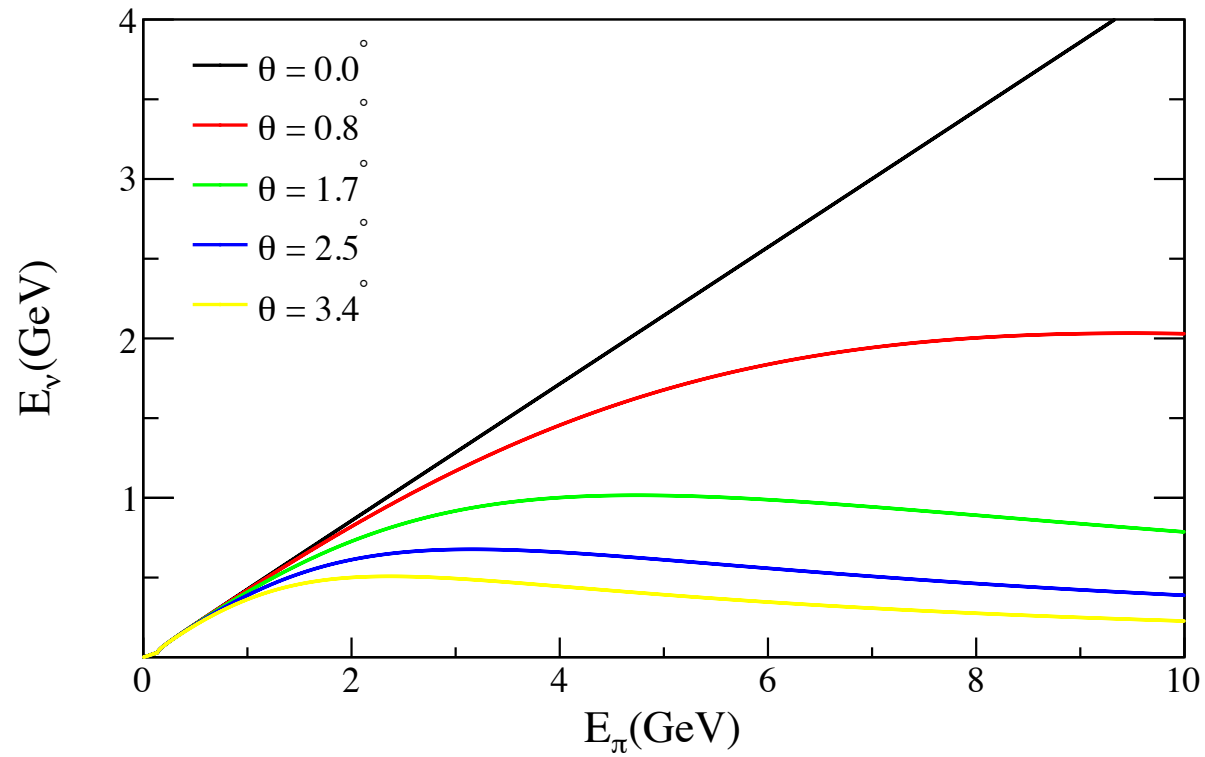


Figure 1.4: Relation between neutrino energy ( $E_\nu$ ) and pion energy ( $E_\pi$ ) in the pion decay with several off-axis angles.

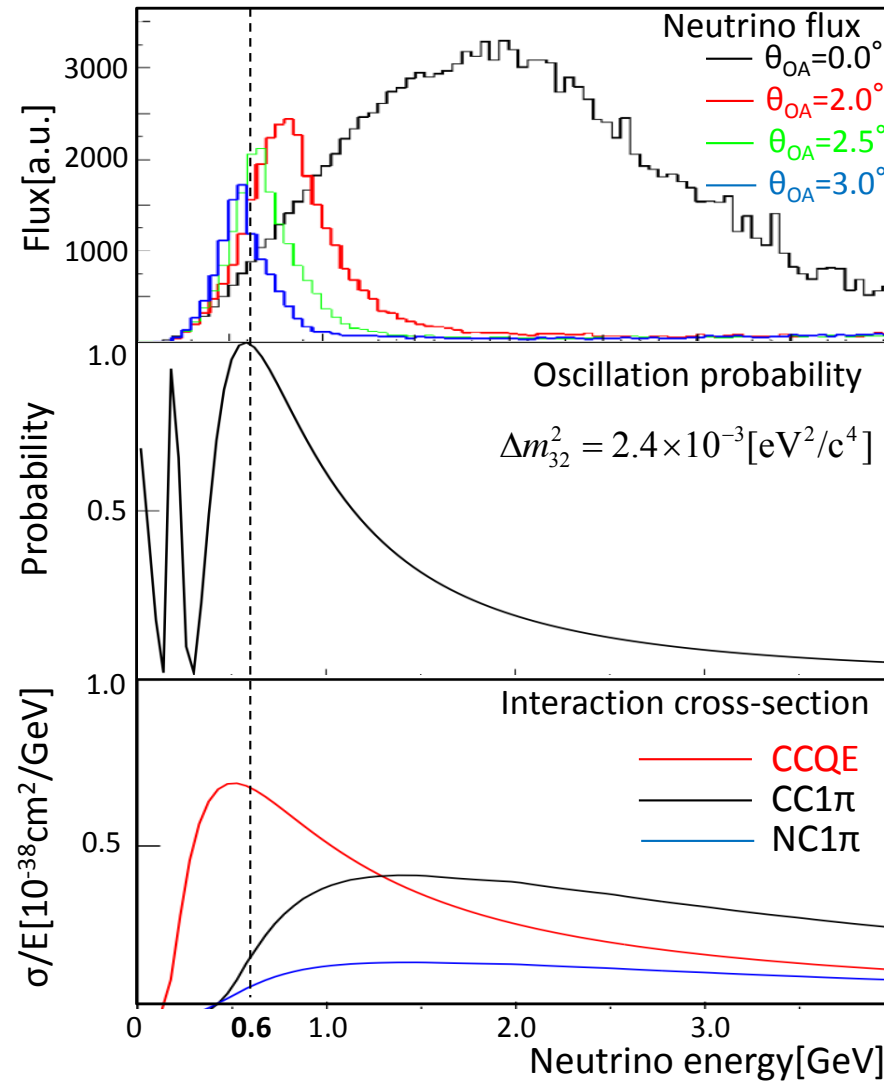


Figure 1.5: (Top) Neutrino energy spectra with several off-axis angles ( $\theta_{OA}$ ). (Middle) Oscillation probability as a function of the neutrino energy. (Bottom) Neutrino interaction cross-sections.

### 1.2.5 Analysis strategy

To catch the oscillation signals, we detect the beam neutrinos in SK which is 295 km away from J-PARC. Especially the neutrino charged current quasi-elastic (CCQE) interaction event,

$$\nu_\ell + n \rightarrow \ell^- + p \quad (1.31)$$

is selected because of following reasons.

- The CCQE interaction is a dominant interaction mode in the T2K neutrino energy region. About 40% interactions are expected to be the CCQE interactions in SK in case without neutrino oscillation.
- The neutrino energy can be reconstructed ( $E_\nu^{\text{rec}}$ ) by measuring the lepton momentum ( $p_\ell$ ) and the angle with respect to the neutrino ( $\theta_\ell$ ):

$$E_\nu^{\text{rec}} = \frac{(m_n - V)E_\ell + (m_p^2 - m_\ell^2)/2 - (m_n - V)^2/2}{(m_n - V) - E_\ell + p_\ell \cos \theta_\ell} \quad (1.32)$$

where  $m_n$ ,  $m_p$  and  $m_\ell$  are the mass of the neutron, proton and lepton, respectively.  $E_\ell$  is the lepton energy and  $V$  is the nuclear potential of nucleus (it is 27 MeV for oxygen).

- Flavor of the neutrino can be determined by identifying the flavor of the lepton

In order to select the CCQE interaction event, we require only one Cherenkov ring in SK because the associated proton often does not emit Cherenkov light due to its high Cherenkov threshold in water ( $\sim 1.1$  GeV/c). The momentum of the muon or the electron can be reconstructed by observed number of Cherenkov photons. The direction of the muon or the electron is determined by the Cherenkov ring direction. The muon and electron can be distinguished because a muon makes a sharp edge ring and an electron makes a fuzzy one due to electromagnetic showers.

For an analysis of the neutrino oscillation in  $\nu_\mu$  disappearance, both the energy spectrum and the number of the muon neutrino events in SK are compared between expectation and observation. The energy spectrum at SK,  $\Phi_{SK}(E_\nu)$ , strongly depends on the off-axis angle as described in Section 1.2.4. Hence precise measurement of the beam direction is important for the  $\Phi_{SK}(E_\nu)$  estimation. In this thesis, the expected number of events at SK ( $N_{SK}^{\text{exp.}}$ ) is calculated by using the number of events measured in the near detector ( $N_{ND}^{\text{obs}}$ ):

$$\begin{aligned} N_{SK}^{\text{exp}} &= N_{ND}^{\text{obs}} \cdot \frac{N_{SK}^{\text{MC}}}{N_{ND}^{\text{MC}}} \\ &= N_{ND}^{\text{obs}} \cdot \frac{\int dE_\nu \Phi_{SK} \cdot \sigma_{SK} \cdot \epsilon_{SK} \cdot P(E_\nu; \sin^2 2\theta_{23}, \Delta m_{32}^2)}{\int dE_\nu \Phi_{ND} \cdot \sigma_{ND} \cdot \epsilon_{ND}} \end{aligned} \quad (1.33)$$

where  $\sigma_{SK}$  ( $\sigma_{ND}$ ) is the neutrino cross-section of the target material of SK (ND),  $\epsilon_{SK}$  ( $\epsilon_{ND}$ ) is the detection efficiency of SK (ND), and  $P$  is the oscillation probability as described in Eq. 1.9. One of the characteristic of Eq. 1.33 is the error cancellation between ND and SK. For example,  $\Phi_{ND}$  and  $\Phi_{SK}$  have a common uncertainty of the production rate of the parent pions. Because the uncertainty is included in both the numerator and the denominator, the uncertainty in  $\Phi_{SK}/\Phi_{ND}$  is canceled even if  $\Phi_{SK}$  or  $\Phi_{ND}$  itself has ambiguities. Thus the event rate measurement at the near detectors is important for the  $N_{SK}^{\text{exp.}}$  estimation.

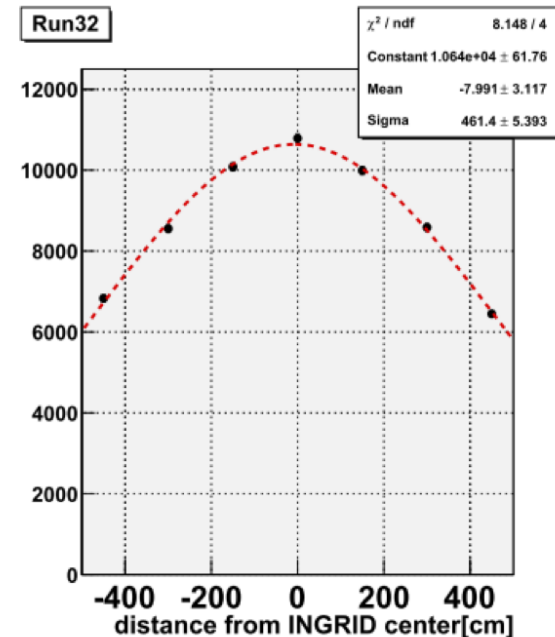
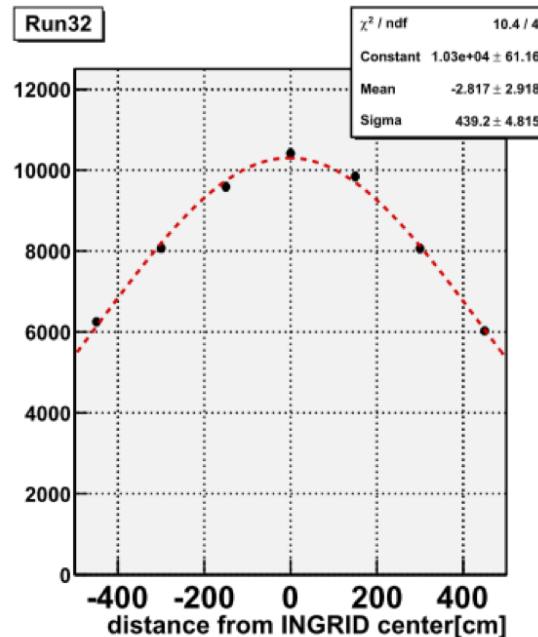
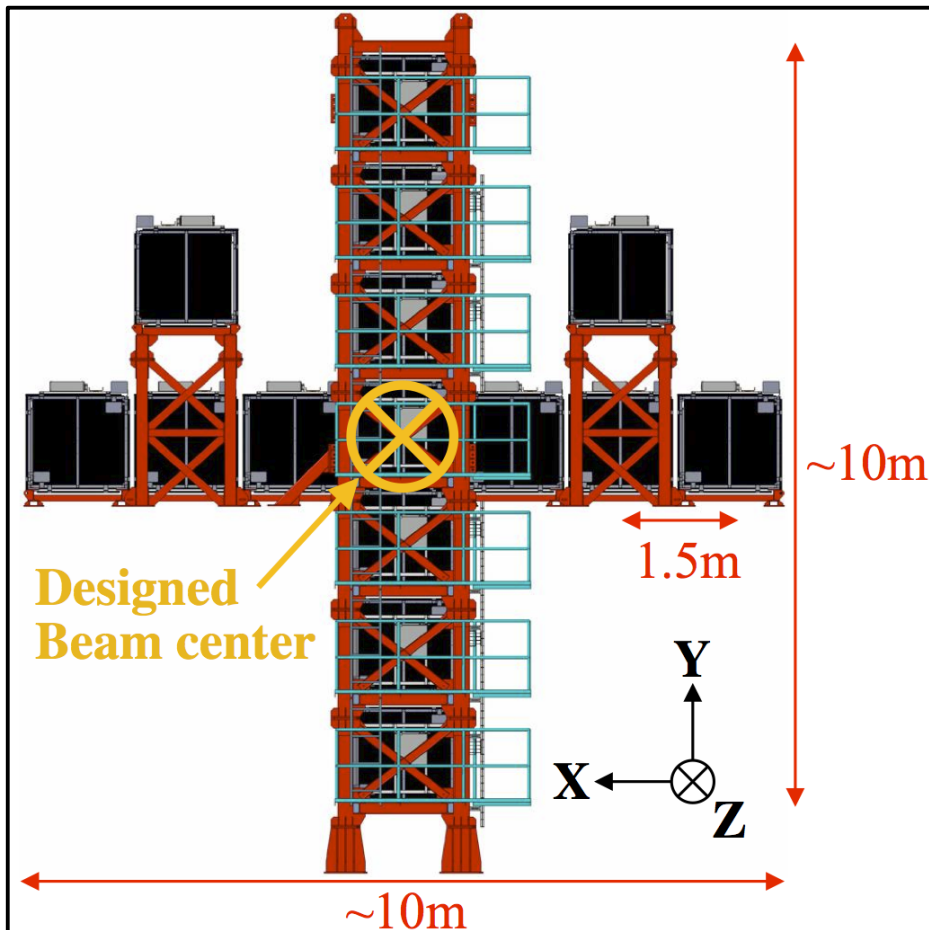
An analysis of the neutrino oscillation in  $\nu_e$  appearance is performed with almost same procedure; the beam direction measurement is also important for this analysis.

# The T2K experiment

## Near detectors

On-axis detector INGRID (Interactive Neutrino GRID)  
Located 280m from the target

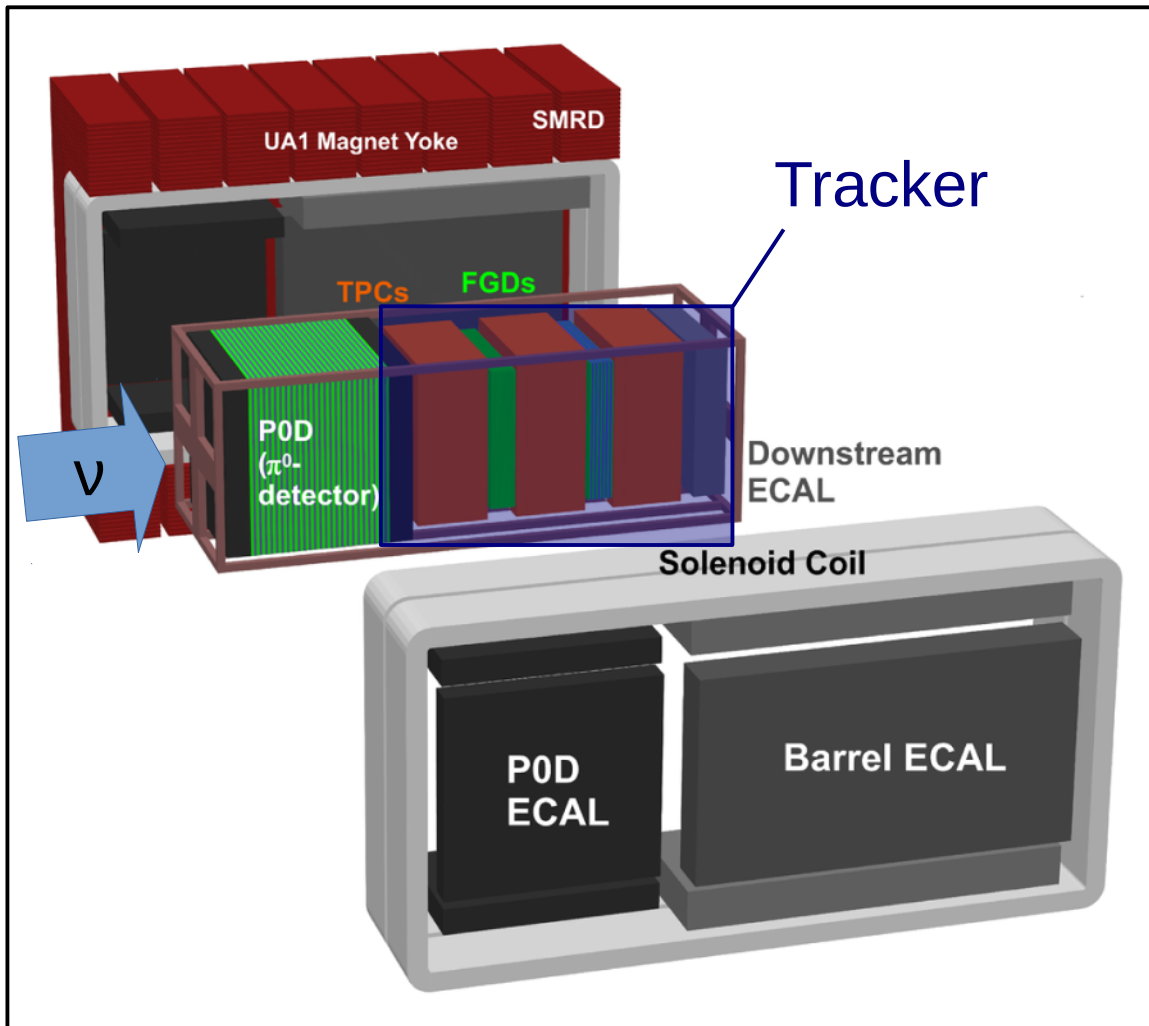
- 16 identical modules made of iron and scintillators
- 'counting neutrinos' by reconstructing muon tracks from  $\nu_\mu$  interactions
- Monitors neutrino beam: rate, direction and stability



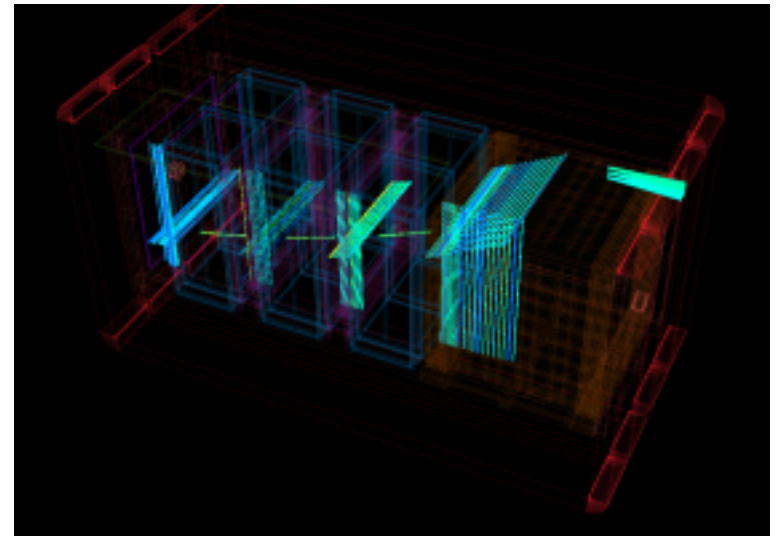
# The T2K experiment

## Off-axis near detectors

Off-axis near detector ND280  
Located 280m from the target



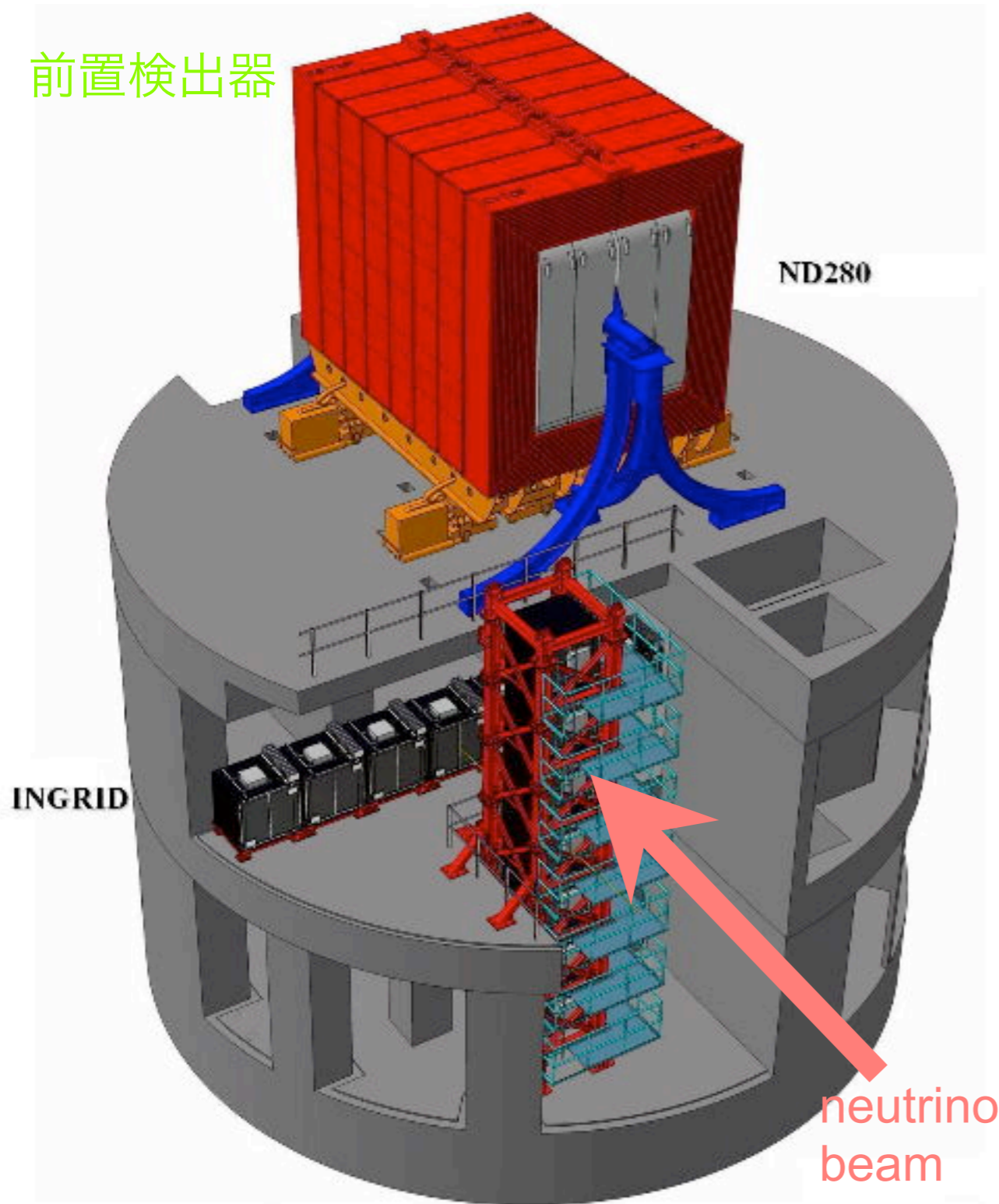
- Several detectors inside a 0.2 T magnetic field
- Good tracking capabilities
- 'Tracker' used to constrain flux and interaction uncertainties for oscillation analysis
- Rich cross-section measurement program





# Near Detectors

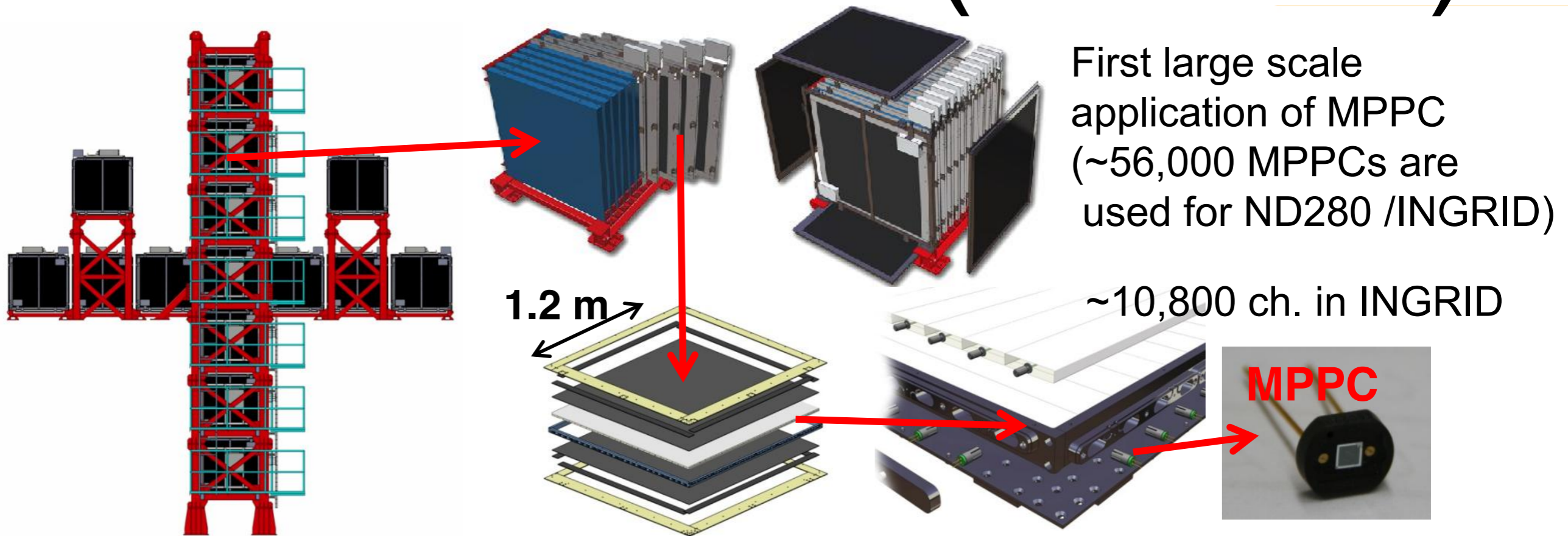
前置検出器



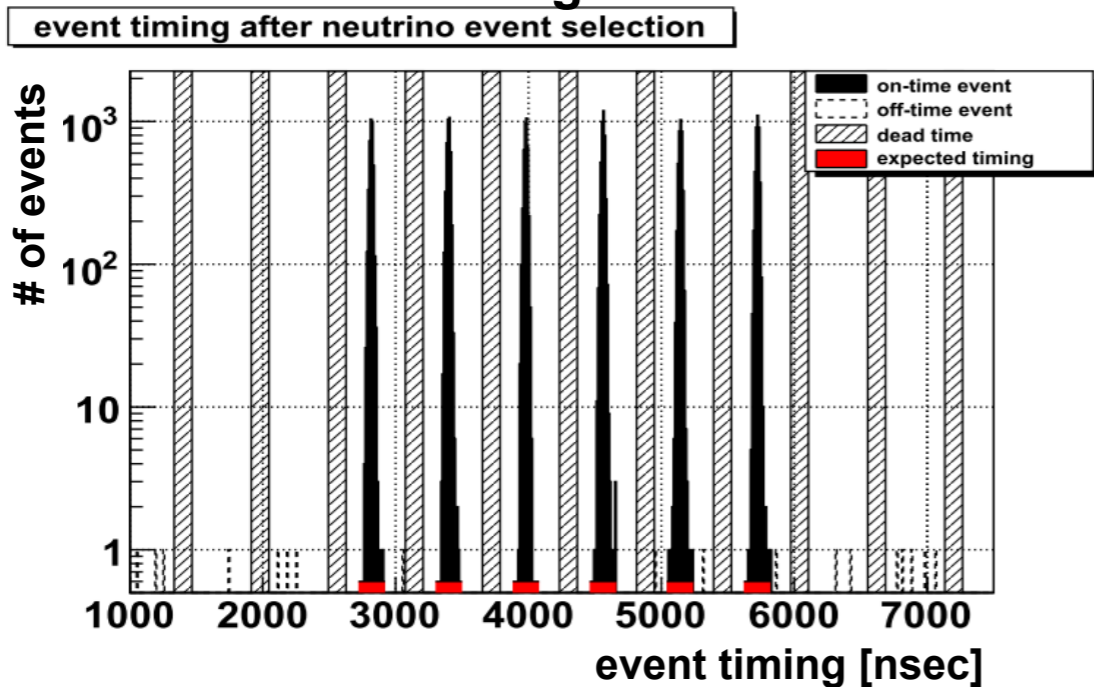
## *Performance Goals*

- INGRID must measure
  - Beam profile and direction
  - High accuracy, short time
- ND280 designed to measure:
  - $\nu_\mu$  flux:  $<5\%$
  - $\mu$  energy scale:  $<2\%$
  - intrinsic  $\nu_e$  content:  $<10\%$
  - $\nu_\mu$  CC BGs  $<10\%$
- Magnetic field, fine segmentation, excellent tracking

# ND280 on-axis (INGRID)



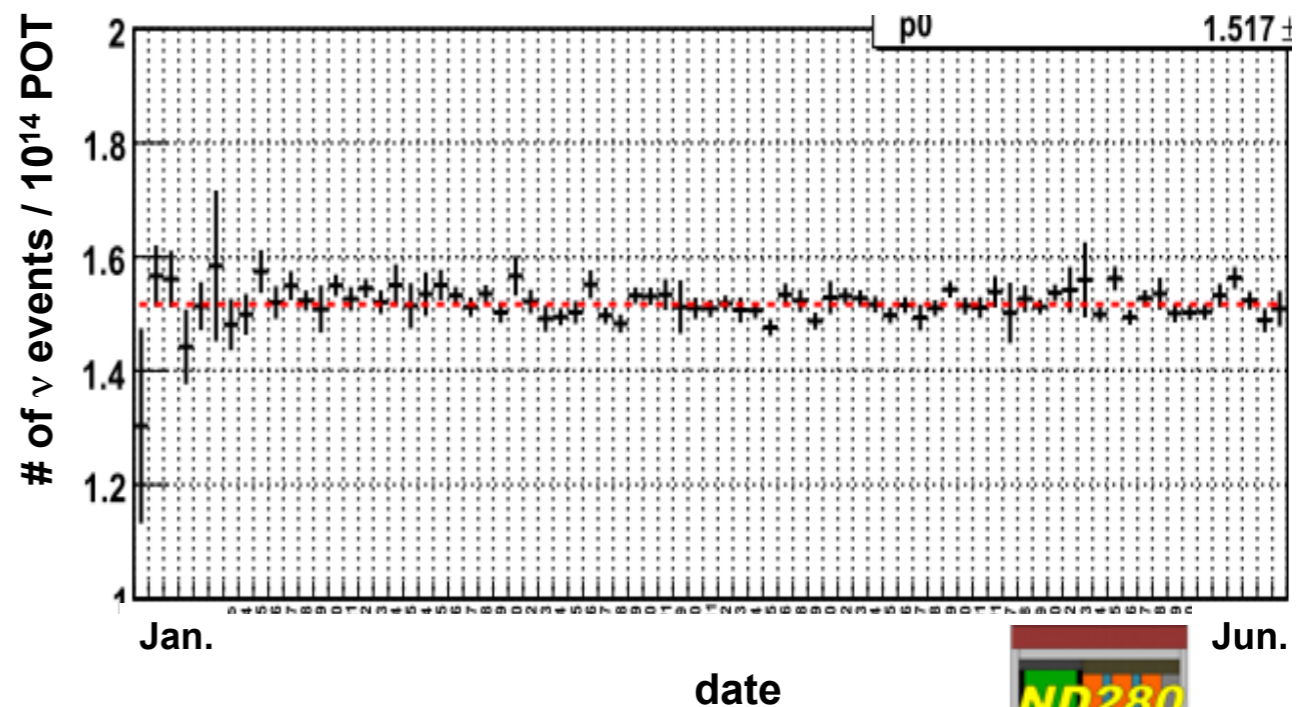
## Event timing of $\nu$ events



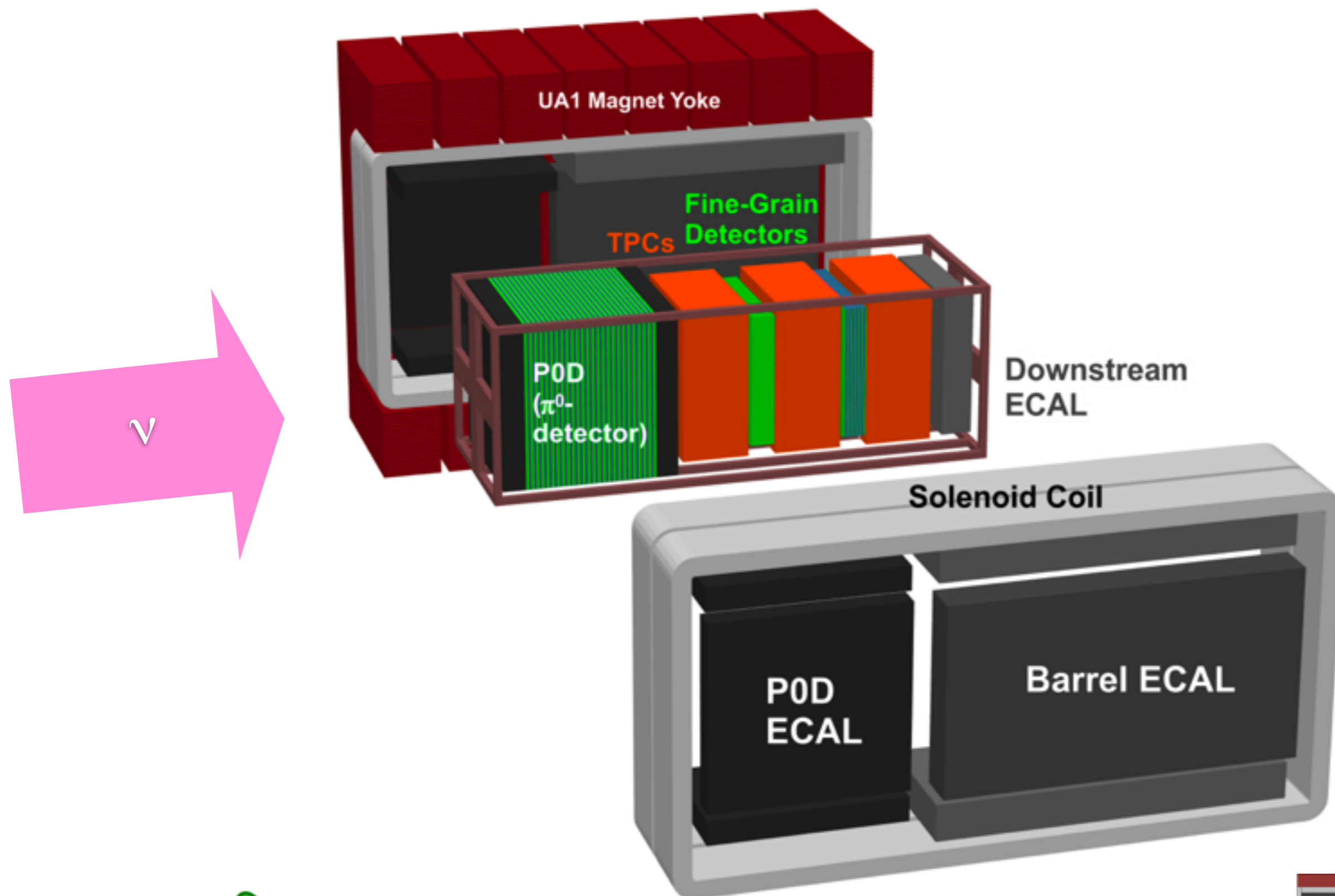
→ Clear 6 bunch structure (581 ns bunch period)

## $\nu$ beam intensity


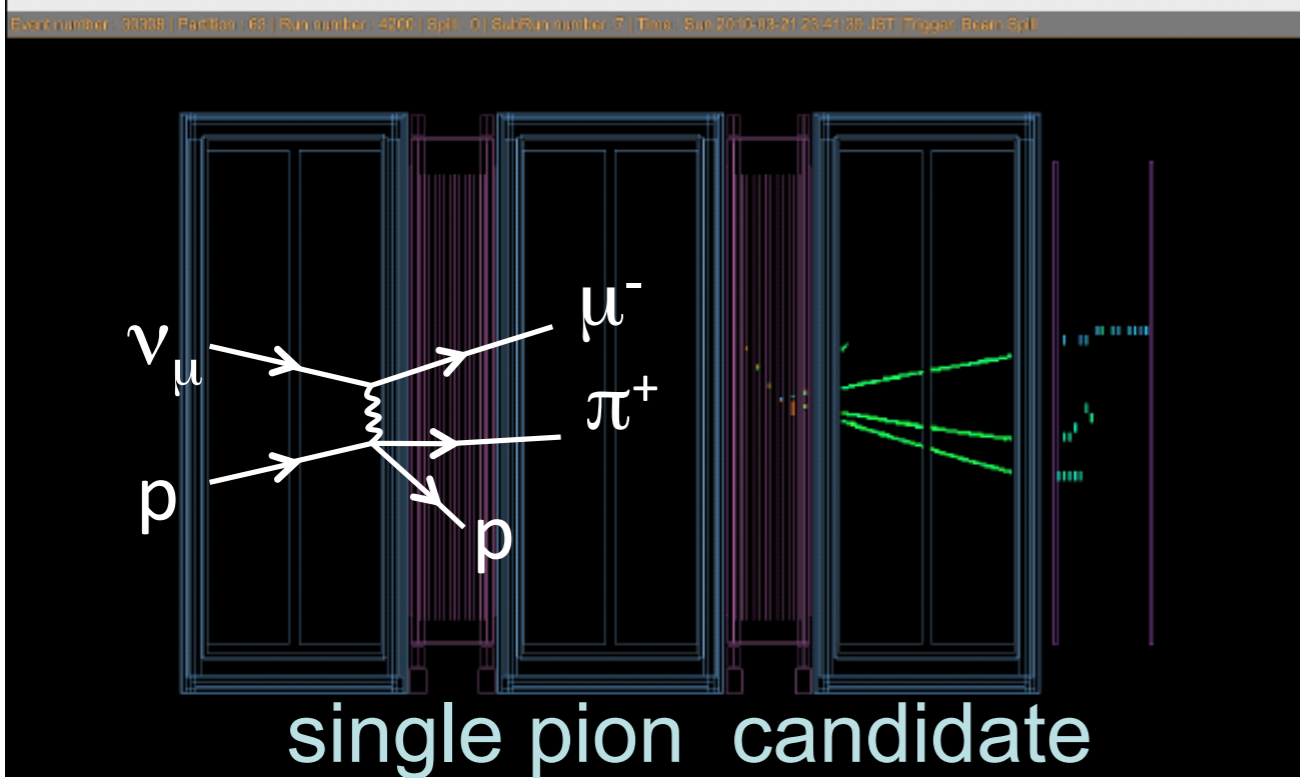
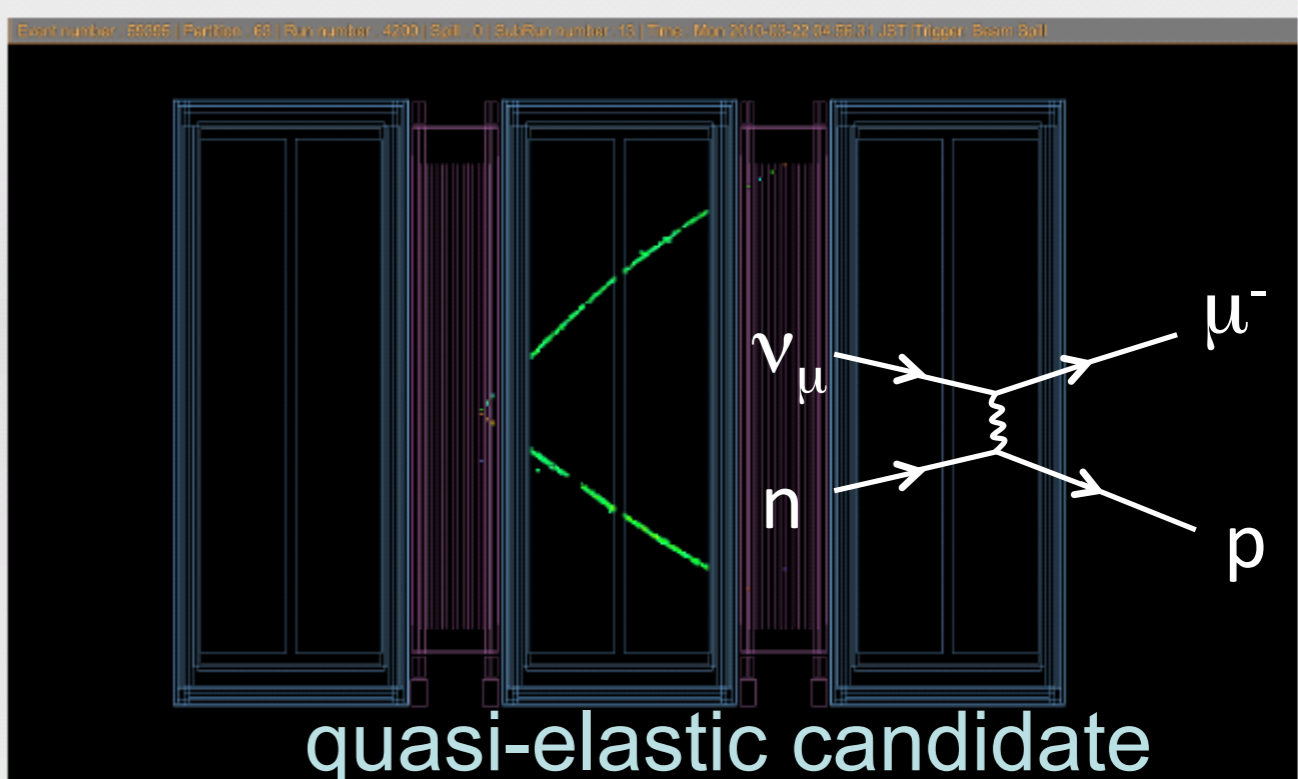
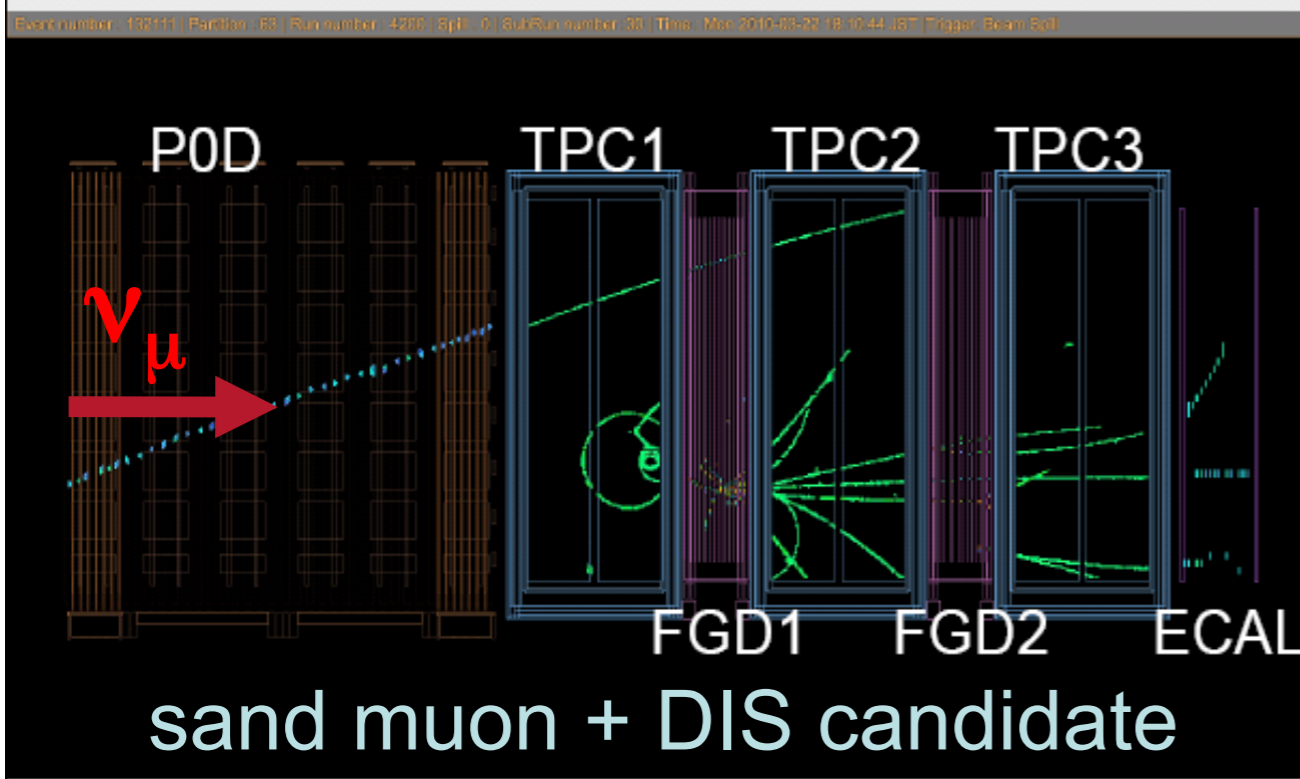
(normalized by proton beam intensity)



# ND280 off-axis detector

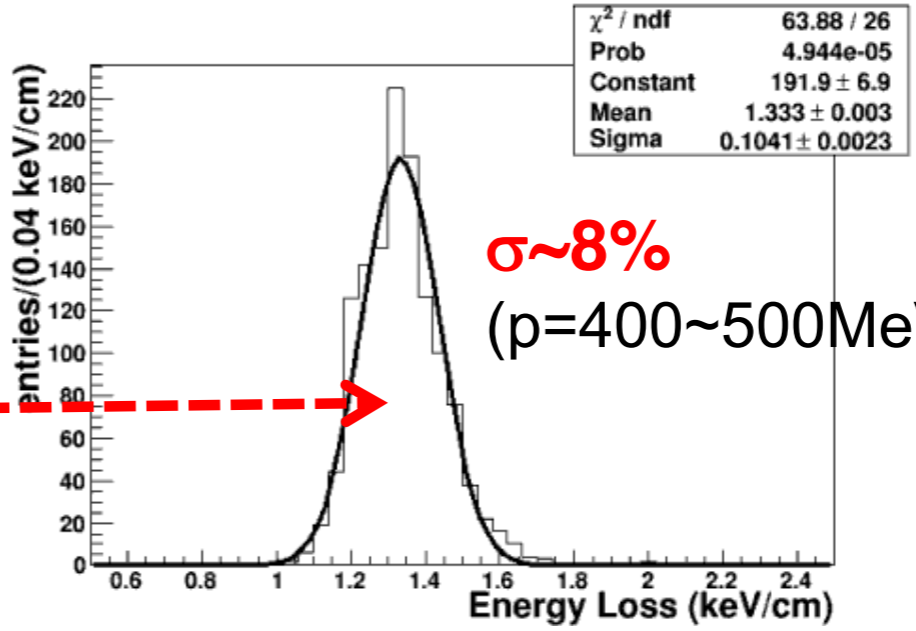
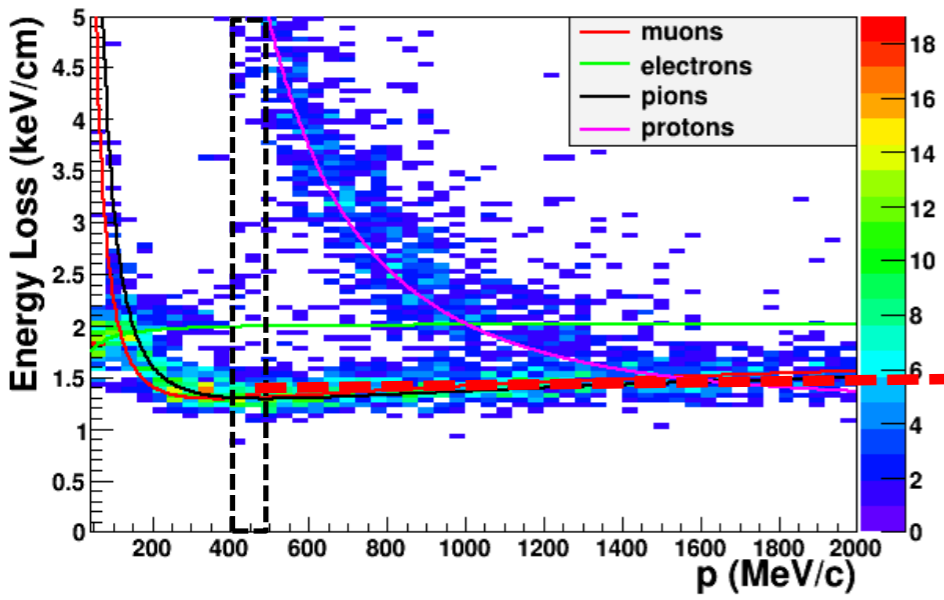


# ND280 off-axis event gallery



# ND280 off-axis performance


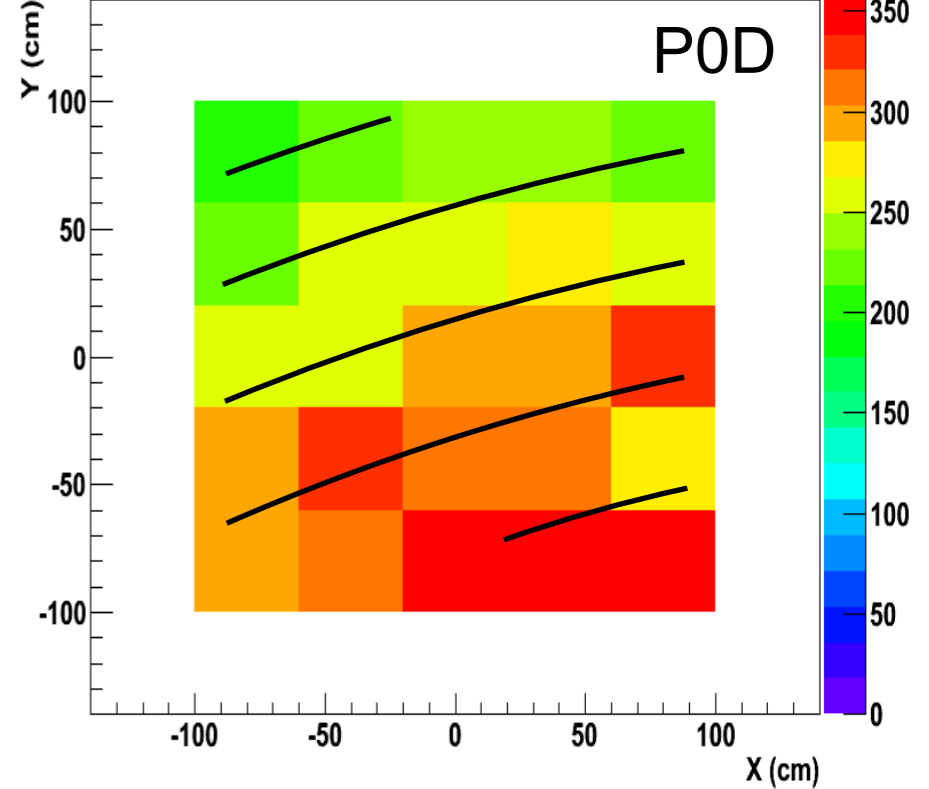
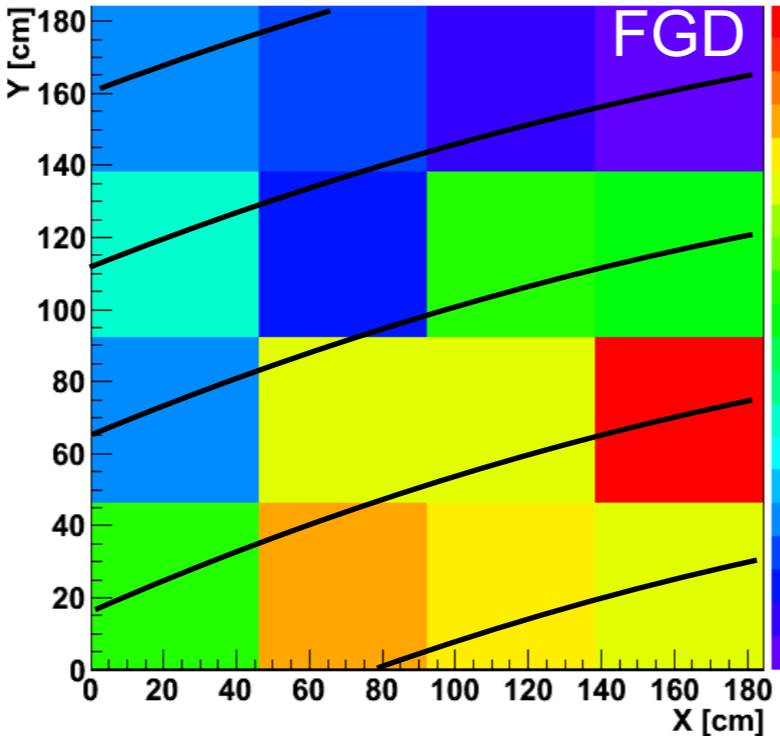
## dE/dx from TPC



$\sigma \sim 8\%$   
(p=400~500 MeV/c)

## Vertex X-Y distribution

●  $\nu$  beam direction



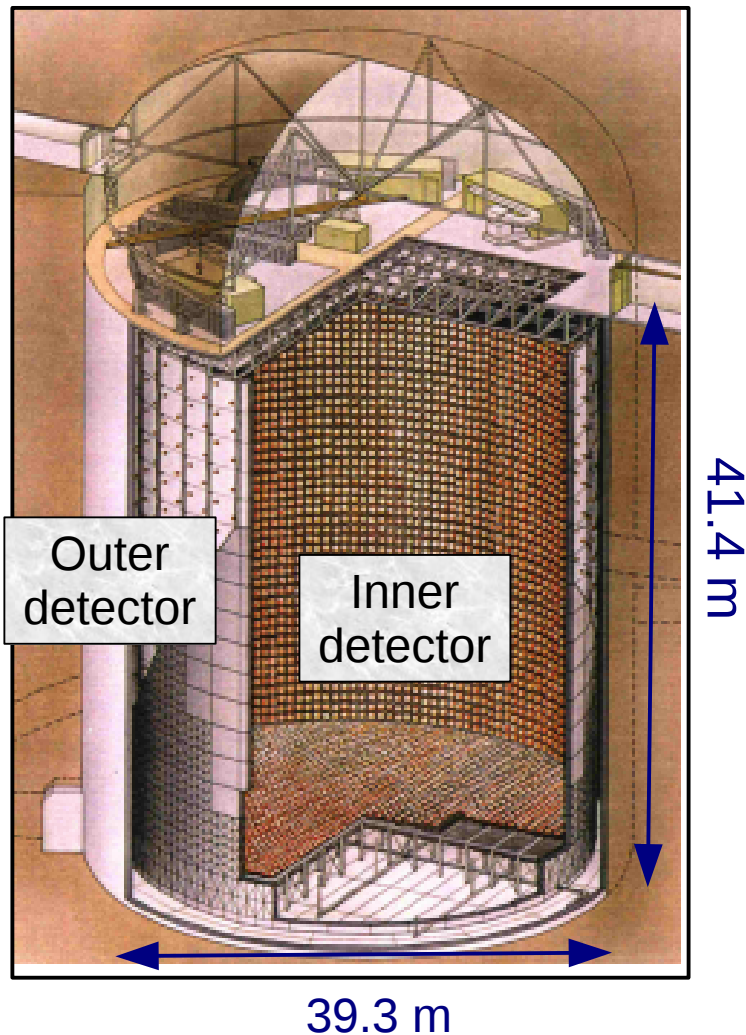
# The T2K experiment

## Far detector: Super-Kamiokande

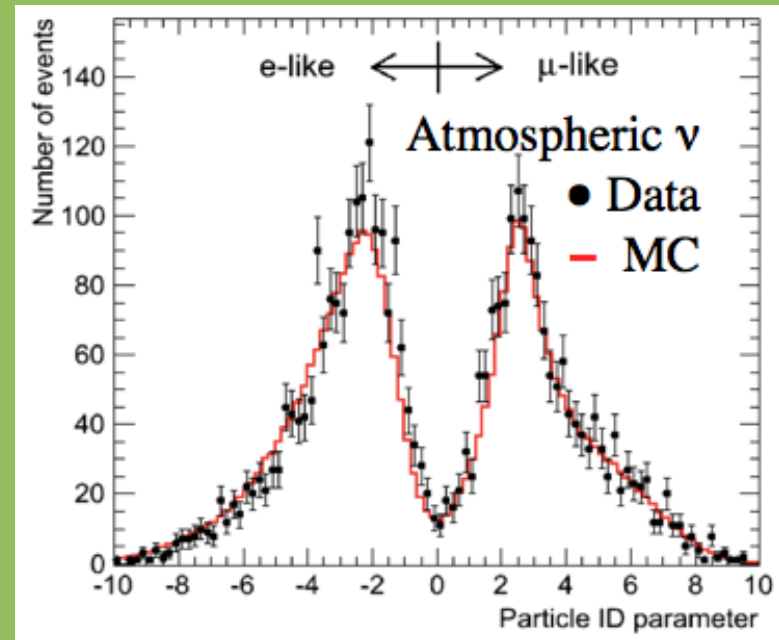
15

Located 295 km from the target  
Synchronized with beamline via GPS

- 50 kt water Cherenkov detector
- Operational since 1996




Good separation between  $\mu^\pm$  and  $e^\pm$   
(separate  $\nu_\mu$  and  $\nu_e$  CC interactions)



No magnetic field: cannot separate  $\nu$  and  $\bar{\nu}$  on an event by event basis

# Super-Kamiokande

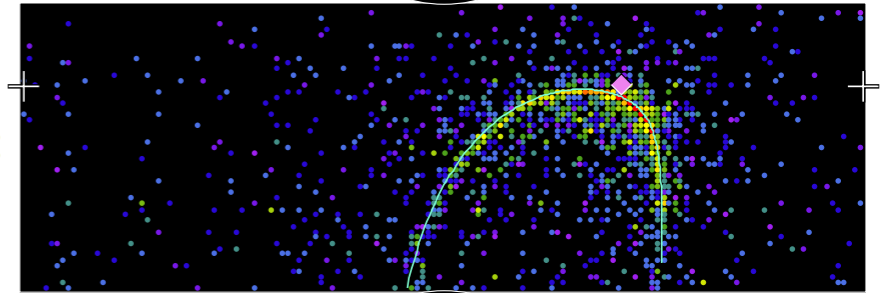


## Super-Kamiokande IV

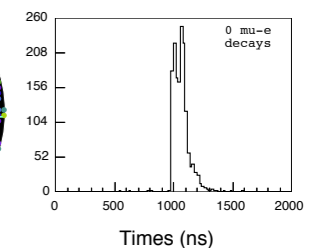
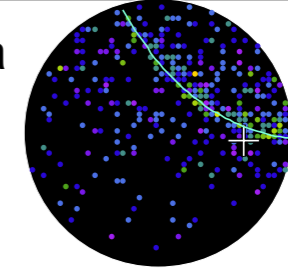
T2K Beam Run 0 Spill 822275  
 Run 66778 Sub 585 Event 134229437  
 10-05-12:21:03:22  
 T2K beam dt = 1902.2 ns  
 Inner: 1600 hits, 3681 pe  
 Outer: 2 hits, 2 pe  
 Trigger: 0x80000007  
 D\_wall: 614.4 cm  
 e-like, p = 377.6 MeV/c

### Charge (pe)

- >26.7
- 23.3-26.7
- 20.2-23.3
- 17.3-20.2
- 14.7-17.3
- 12.2-14.7
- 10.0-12.2
- 8.0-10.0
- 6.2- 8.0
- 4.7- 6.2
- 3.3- 4.7
- 2.2- 3.3
- 1.3- 2.2
- 0.7- 1.3
- 0.2- 0.7
- < 0.2



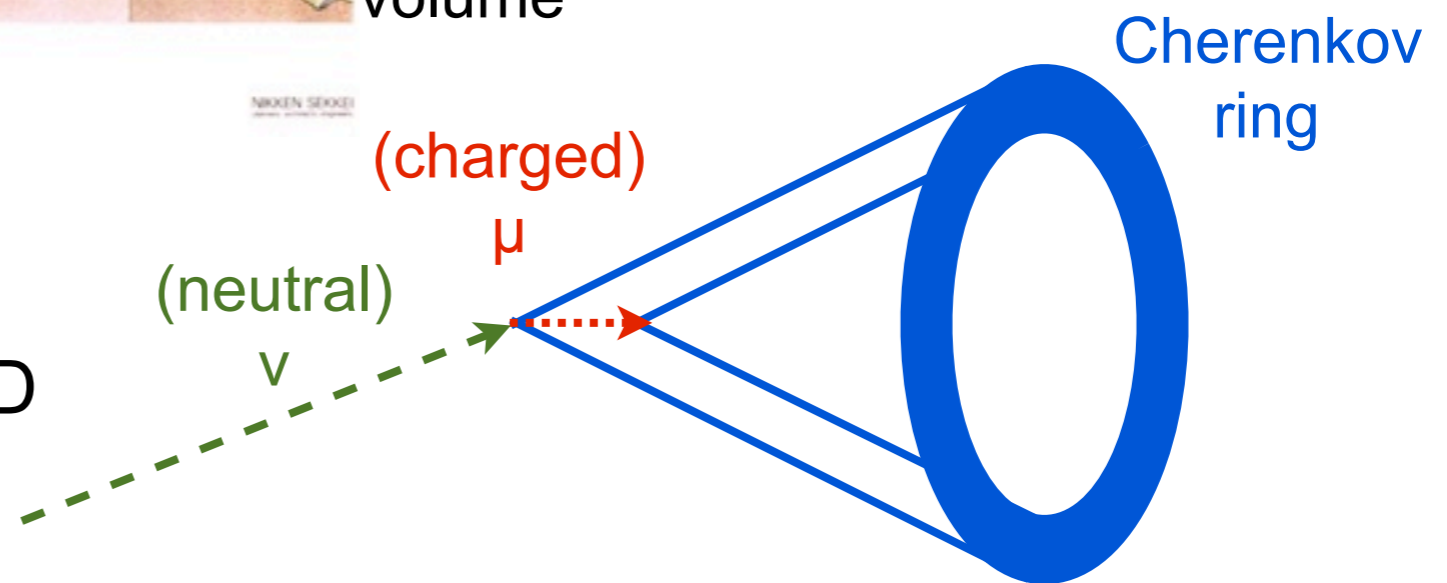
T2K Data




22.5 kton fiducial volume

SUPERKAMIOKANDE INSTITUTE FOR COSMIC RAY RESEARCH UNIVERSITY OF TOKYO

- 50,000 ton water Cherenkov detector
- 11,146 PMTs in ID, 1,885 in OD
- ~1km underneath Ikenoyama

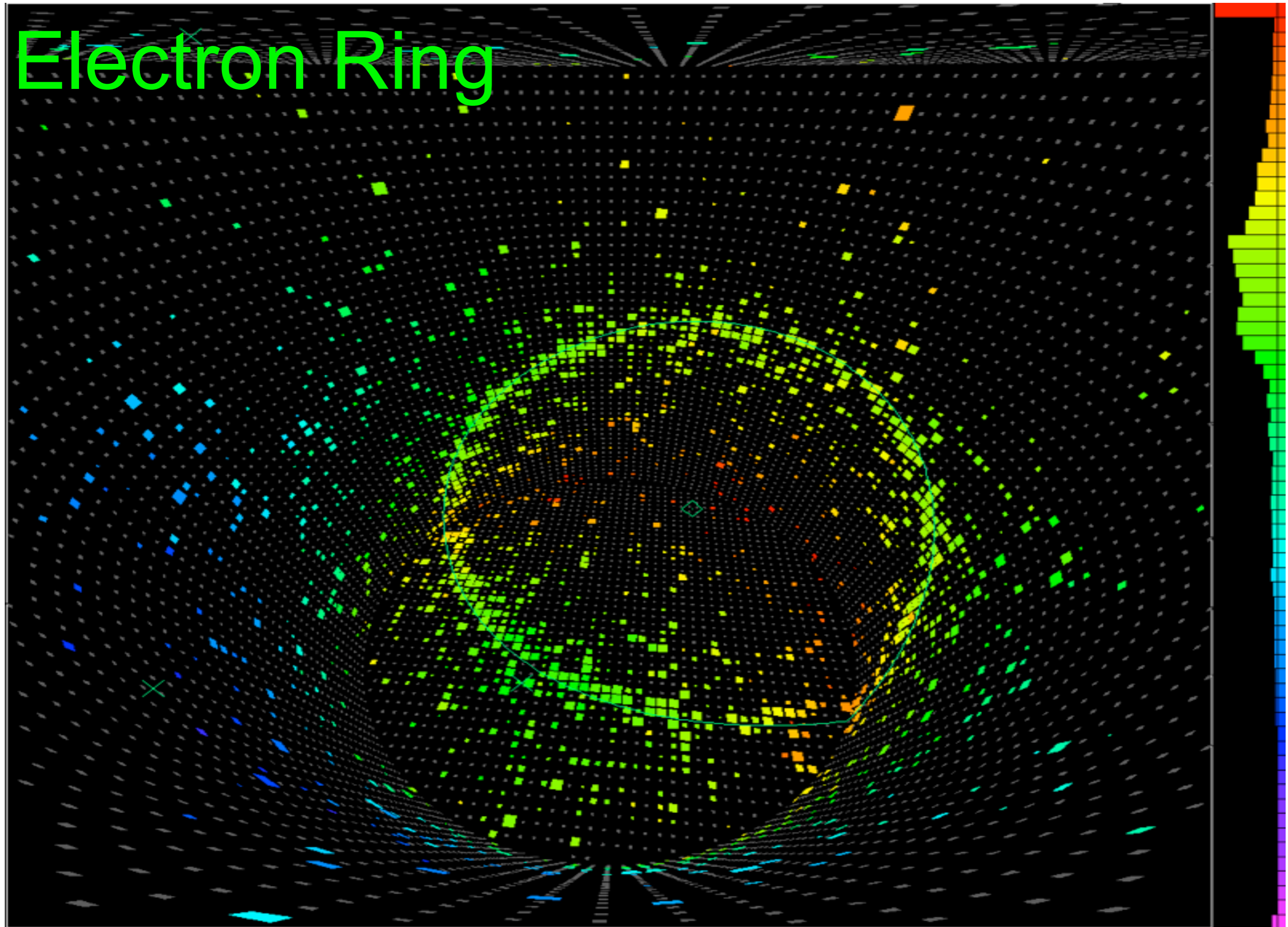


# Muon Ring




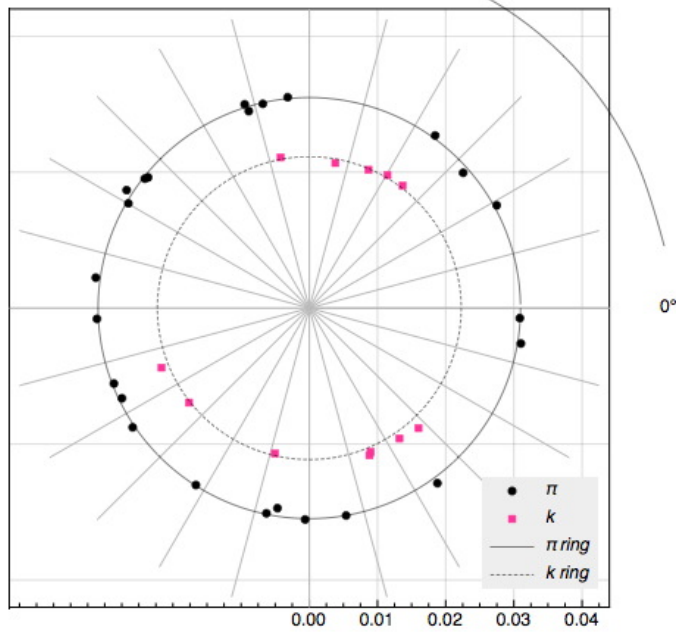
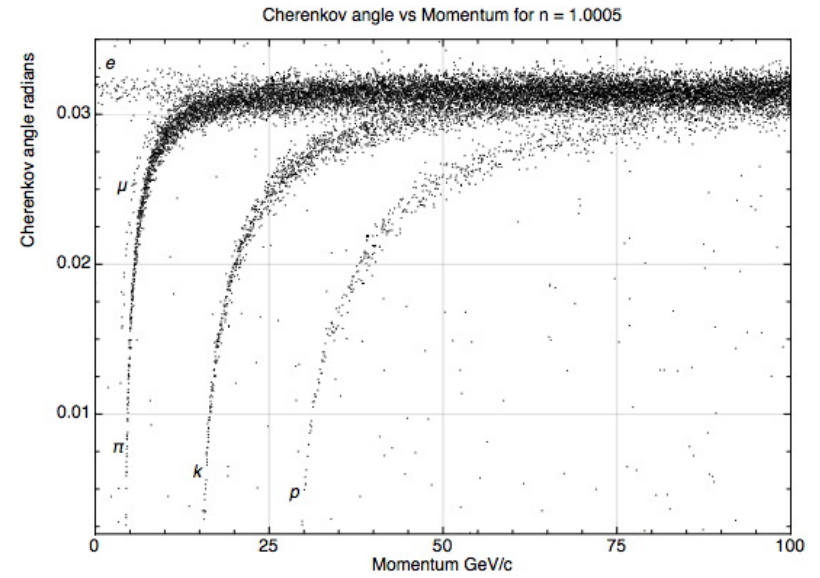
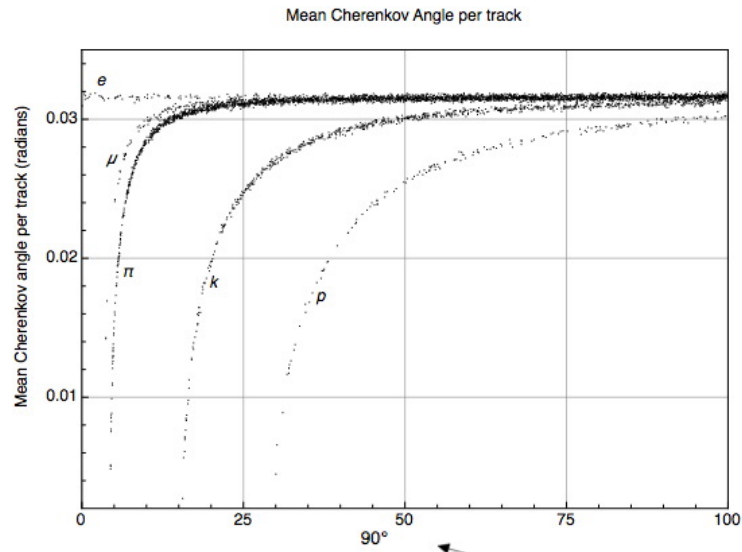


# Electron Ring



# Multi-Ring





Cherenkov photons emitted by a 22 GeV/c pion or kaon

# SK Particle Identification

## Muons:

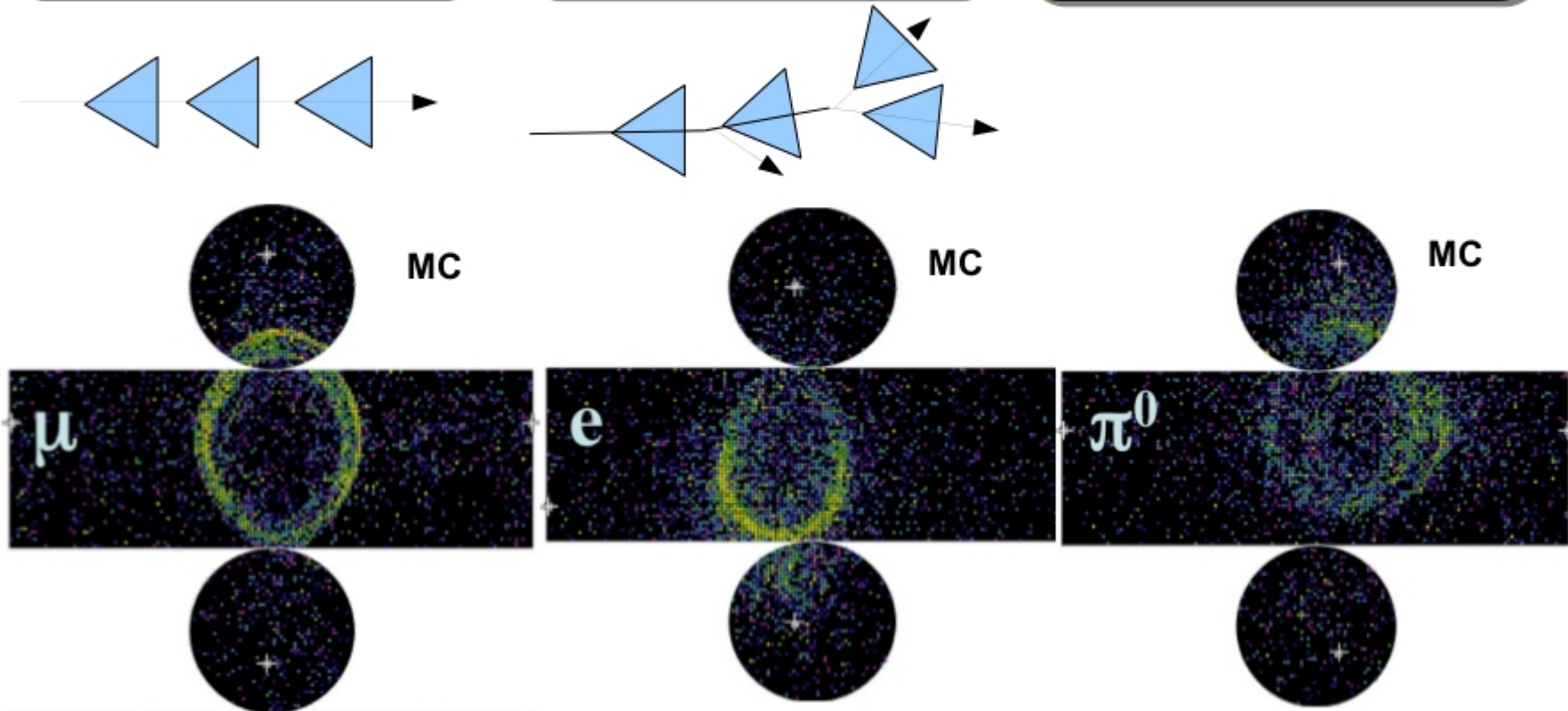
- Minimal scattering
- Ring has sharp edges

## Electrons

- Electromagnetic shower
- EM scattering makes a "fuzzy" ring

## Neutral Pions

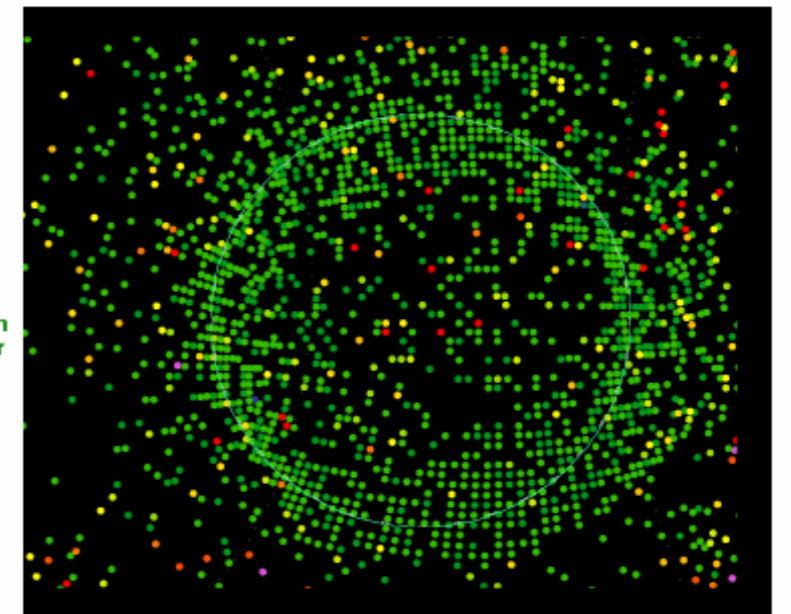
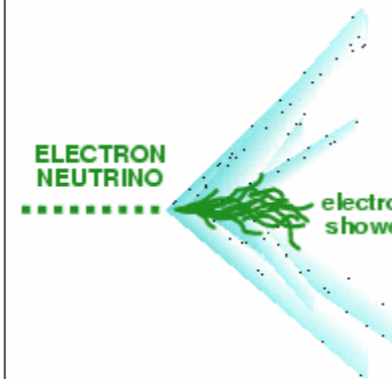

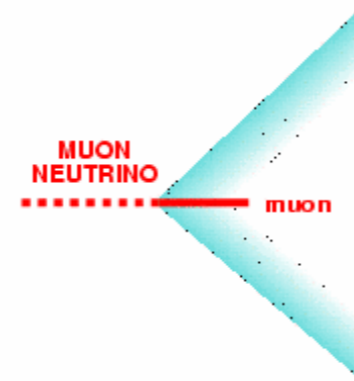
- $\gamma$ s from  $\pi^0$  decays shower and look like electrons



- Reliable PID particularly crucial to  $\nu_e$  appearance analysis
- PID well-established at KEK beam test (1kton tank) in 1990s

# SK Reconstruction

- Find vertex (mostly timing)
- Count rings
- Find momenta
- PID from ring topology (“fuzziness”)

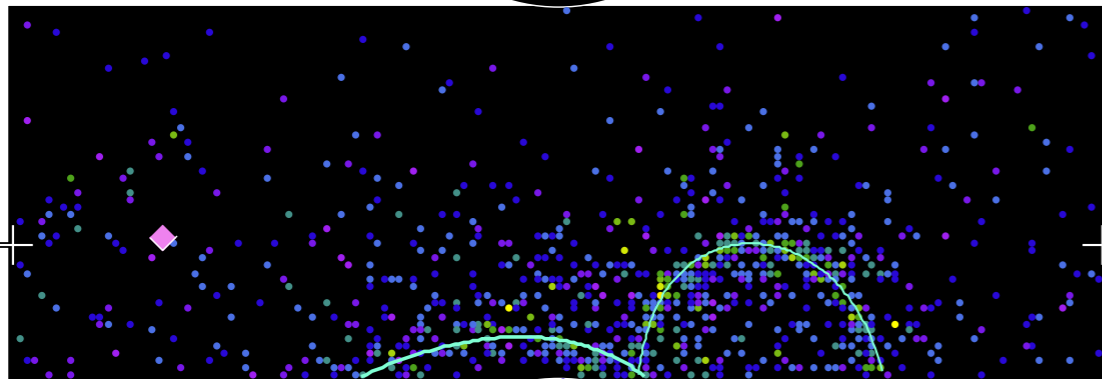


Use atmospheric data vs. MC to check reconstruction and set systematic errors

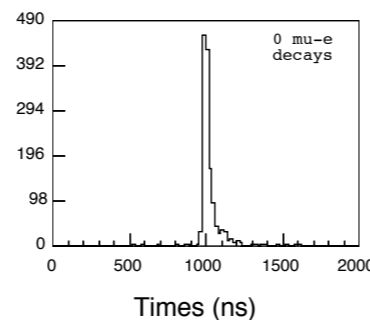
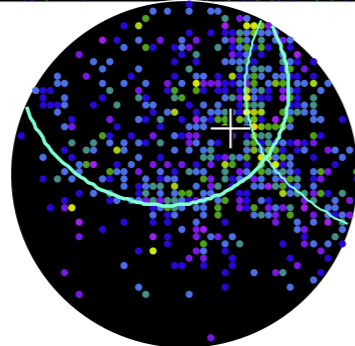
**Super-Kamiokande IV**  
 T2K Beam Run 32 Spill 294378  
 Run 66692 Sub 67 Event 15931918  
 10-04-18:13:57:00  
 T2K beam dt = 3054.5 ns  
 Inner: 1414 hits, 2494 pe  
 Outer: 7 hits, 6 pe  
 Trigger: 0x80000007  
 D\_wall: 1060.9 cm  
 2 e-like rings: mass = 140.4 MeV/c<sup>2</sup>

**Charge (pe)**

- >26.7
- 23.3-26.7
- 20.2-23.3
- 17.3-20.2
- 14.7-17.3
- 12.2-14.7
- 10.0-12.2
- 8.0-10.0
- 6.2- 8.0
- 4.7- 6.2
- 3.3- 4.7
- 2.2- 3.3
- 1.3- 2.2
- 0.7- 1.3
- 0.2- 0.7
- < 0.2

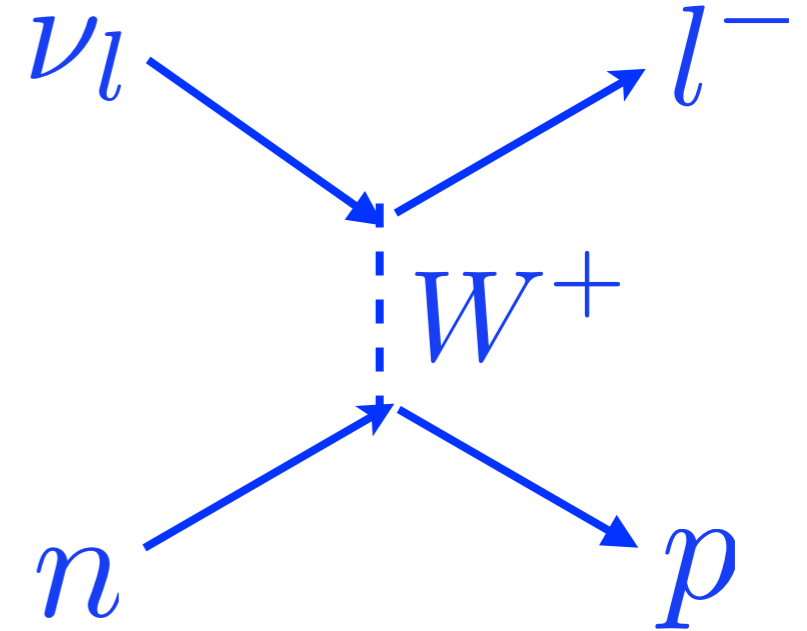


T2K Data



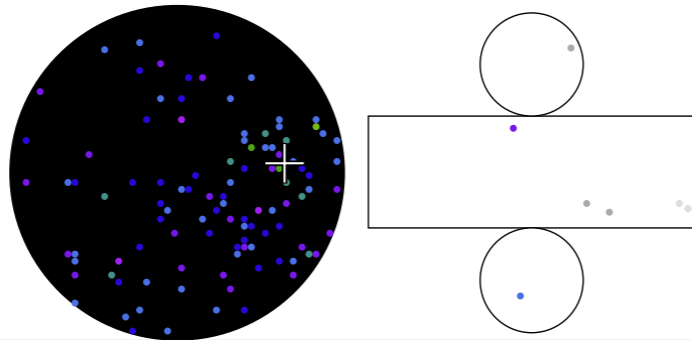
# Signal at SK

- Charged Current Quasi-Elastic Events
- Only single lepton ring visible at SK
- Ring topology indicates  $\nu_e$  vs.  $\nu_\mu$



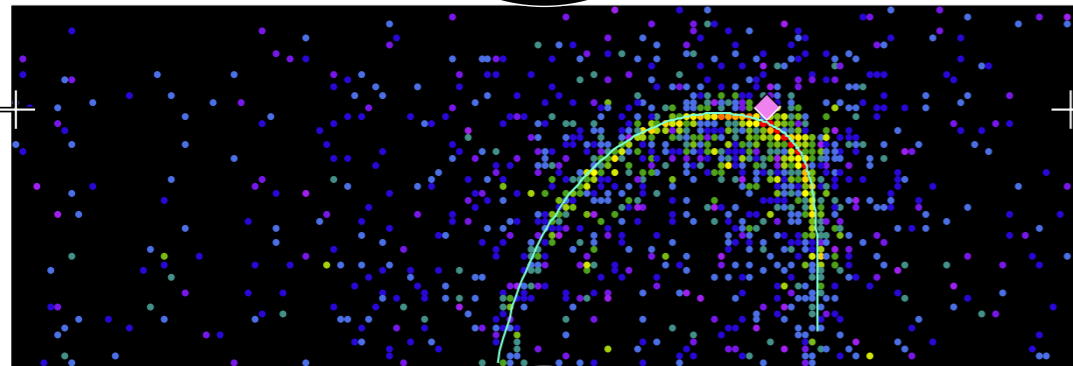
## Super-Kamiokande IV

T2K Beam Run 0 Spill 822275  
 Run 66778 Sub 585 Event 134229437  
 10-05-12:21:03:22  
 T2K beam dt = 1902.2 ns  
 Inner: 1600 hits, 3681 pe  
 Outer: 2 hits, 2 pe  
 Trigger: 0x80000007  
 D\_wall: 614.4 cm  
 e-like, p = 377.6 MeV/c

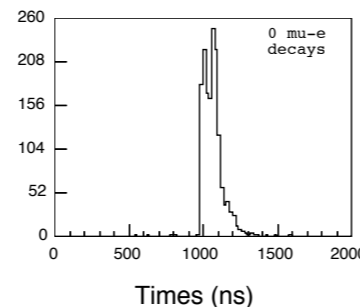
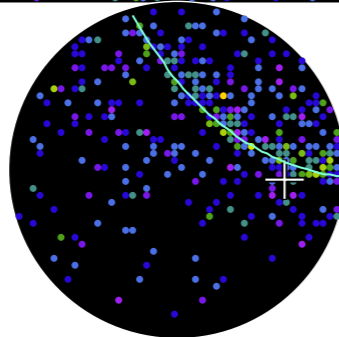


## Charge (pe)

- >26.7
- 23.3-26.7
- 20.2-23.3
- 17.3-20.2
- 14.7-17.3
- 12.2-14.7
- 10.0-12.2
- 8.0-10.0
- 6.2- 8.0
- 4.7- 6.2
- 3.3- 4.7
- 2.2- 3.3
- 1.3- 2.2
- 0.7- 1.3
- 0.2- 0.7
- < 0.2



T2K Data

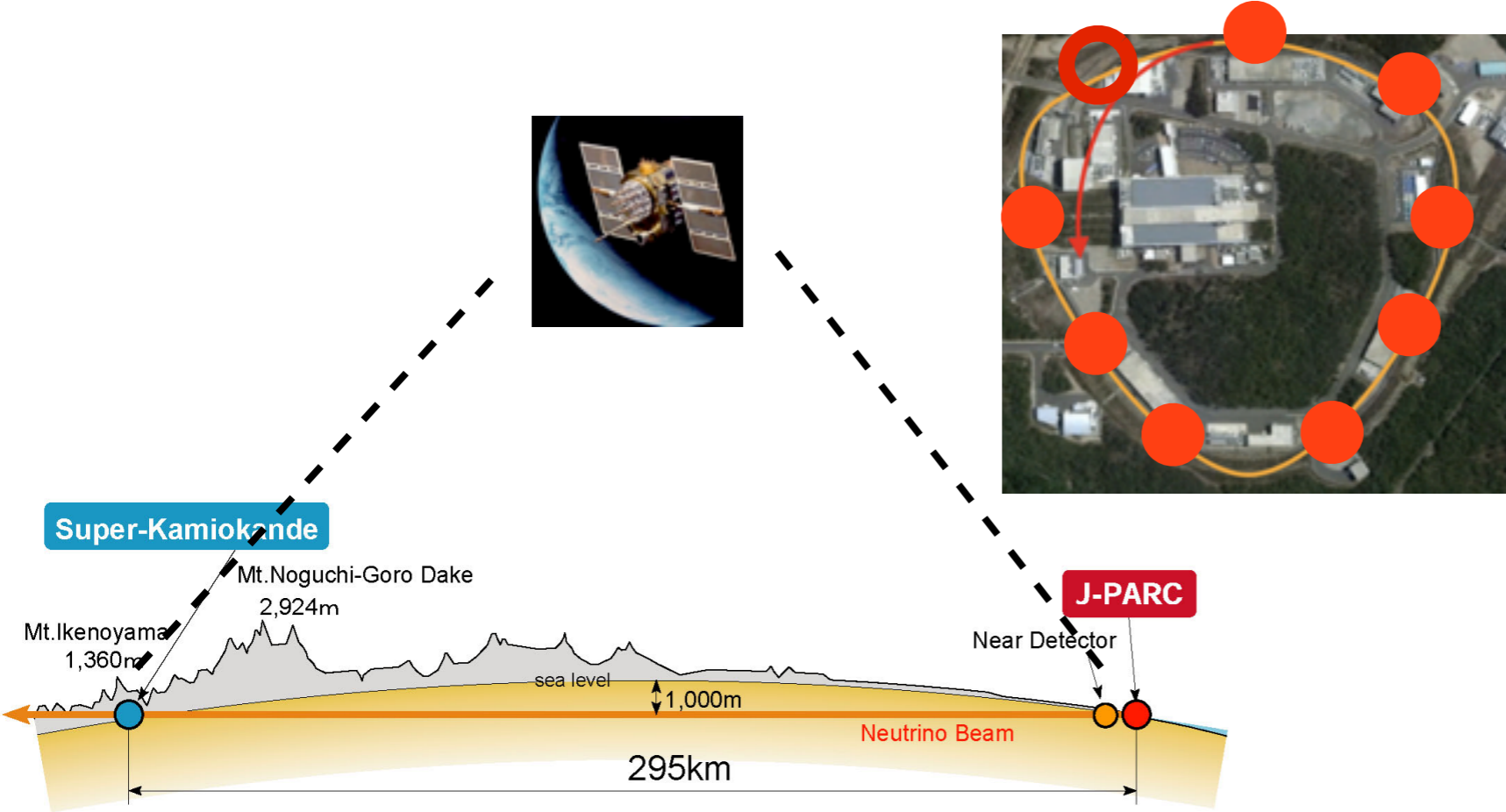


$$E_\nu = \frac{m_N E_l - m_l^2 / 2}{m_N - E_l + p_l \cos \theta_l}$$

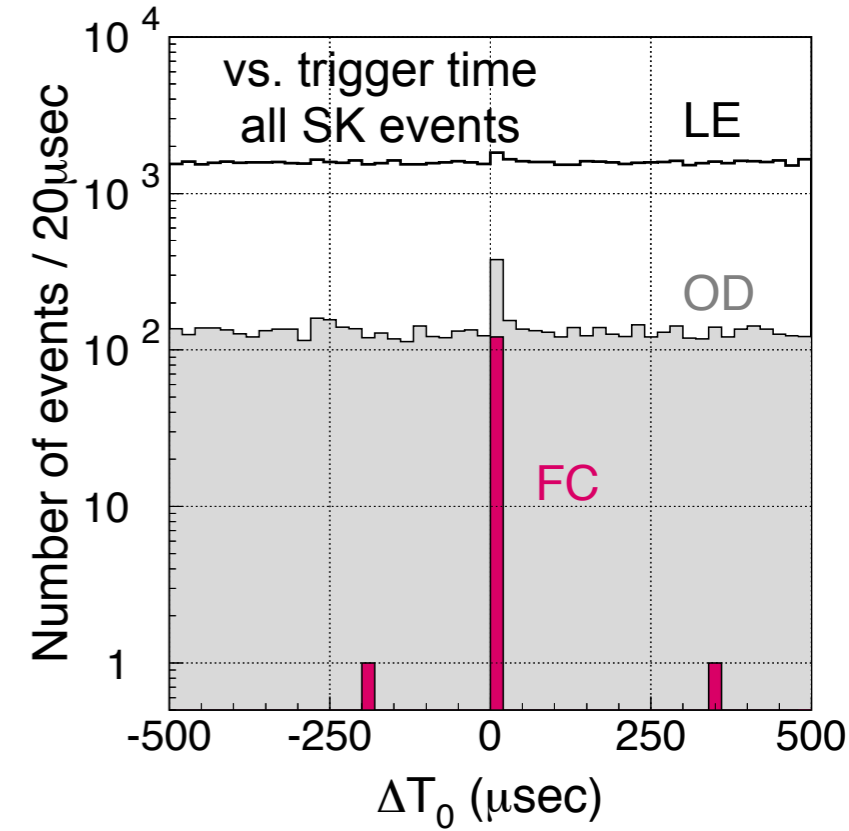
- Incident neutrino energy can be reconstructed (best for CCQE)!
- Recoil proton usually below threshold at T2K beam energy.

# Beam Trigger/Timing

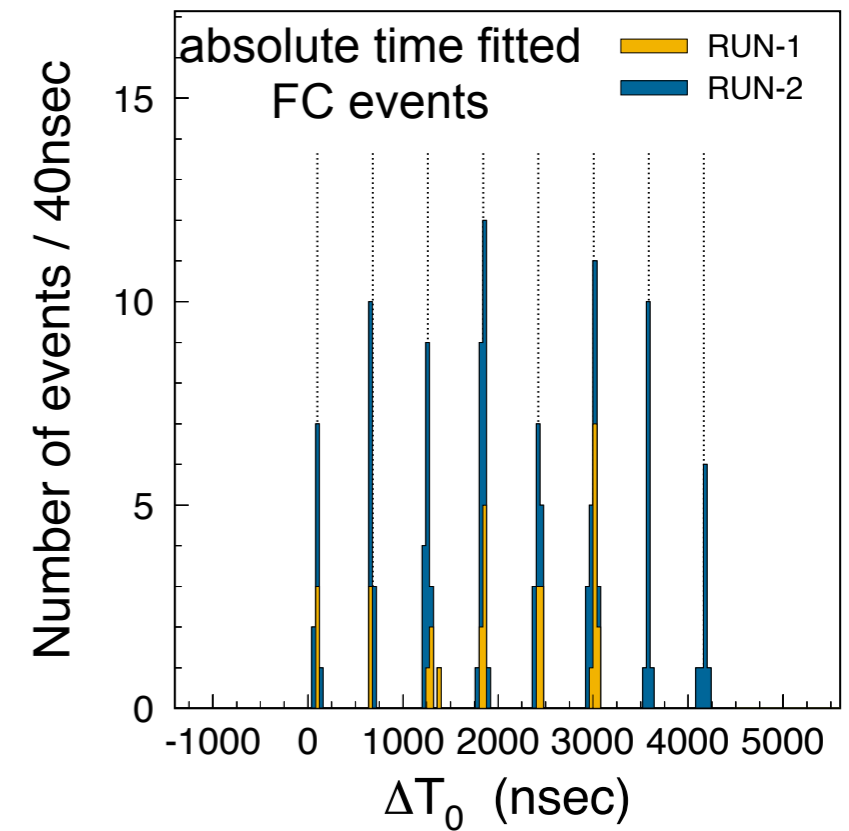
- T2K beam trigger from beam extraction
- Commonview GPS mode used




SK event times



- At SK, 2 GPS units and a Rubidium clock are used to measure and confirm the time stability.





11 March, 14:46...



Much exterior damage, but inside equipment largely undamaged.






# Rapidly repaired!

RCS



RCS




Repairs are basically complete.  
Physics data taking resumed in January!

Neutrino (dump)



Neutrino (dump)



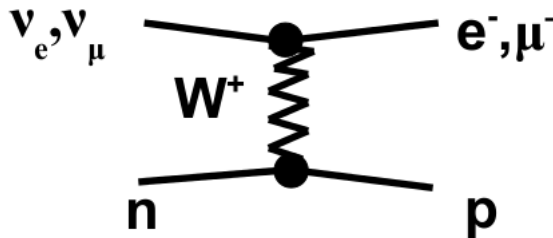


# Oscillation Analysis

# Neutrino Interactions

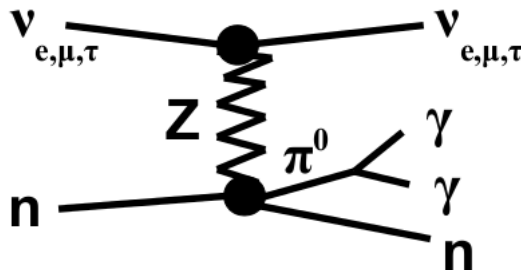


- In the region of interest for T2K, large contribution from charge current quasi-elastic scattering:

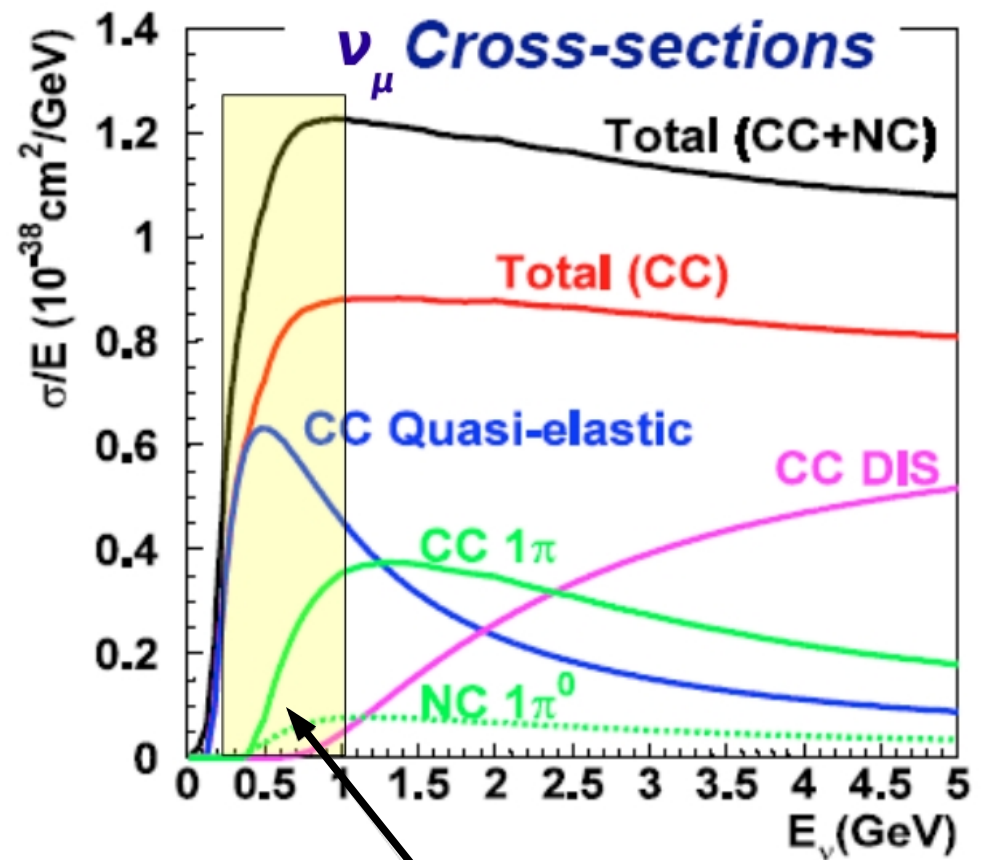


T2K signal at SK

- Also significant CC contribution with pion in final state
- NC $\pi^0$  is a major background mode from electron appearance:

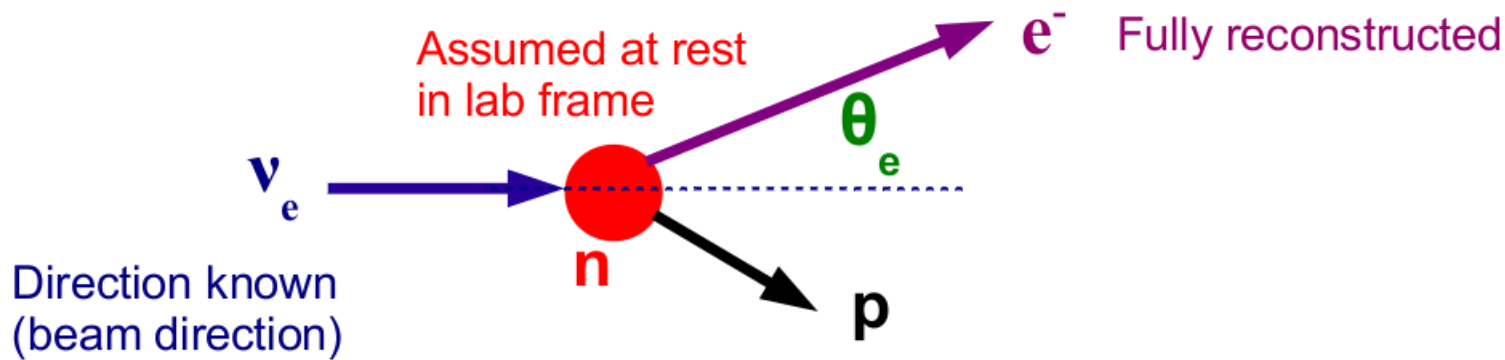


Photons from  $\pi^0$  can fake electron signal



T2K beam peak energy

# Reconstructing $\nu$ Energy



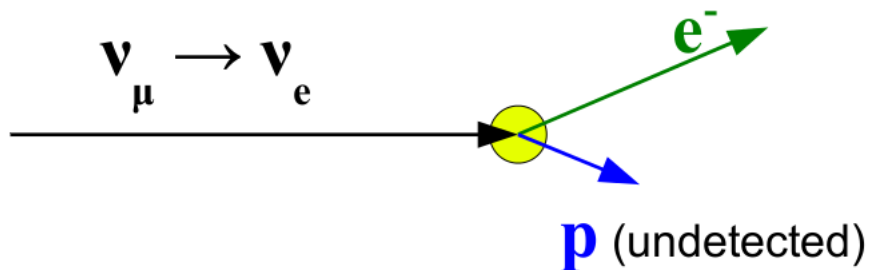
$$E_{\nu}^{QE} = \frac{2 M_n E_e - (M_n^2 + m_e^2 - M_p^2)}{2 [M_n - E_e + \sqrt{E_e^2 - m_e^2} \cos \theta_e]}$$

- Only final state lepton is reconstructed
- Neutrino energy can be determined with certain assumptions:
  - Neutrino direction is known (beam direction)
  - Recoil nucleon mass is known (use neutron mass)
  - Target nucleon is at rest (not quite true; introduces smearing)

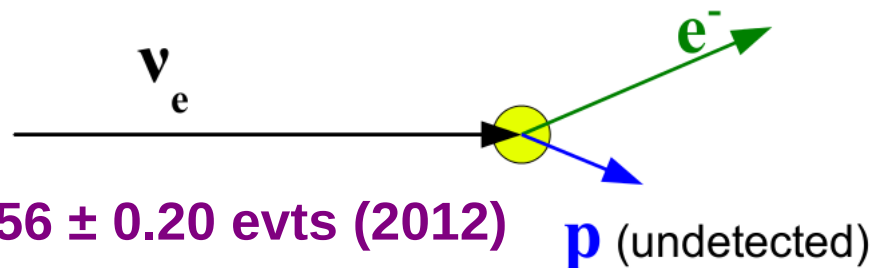
# $\nu_e$ Signal & BG (at SK)



- Oscillation signal:

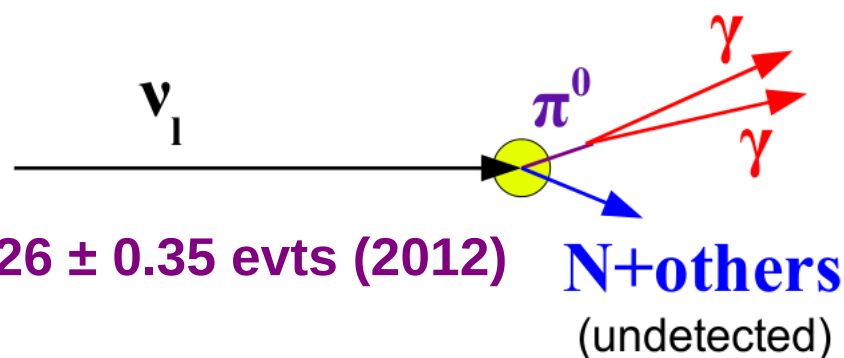


- Beam  $\nu_e$  background:

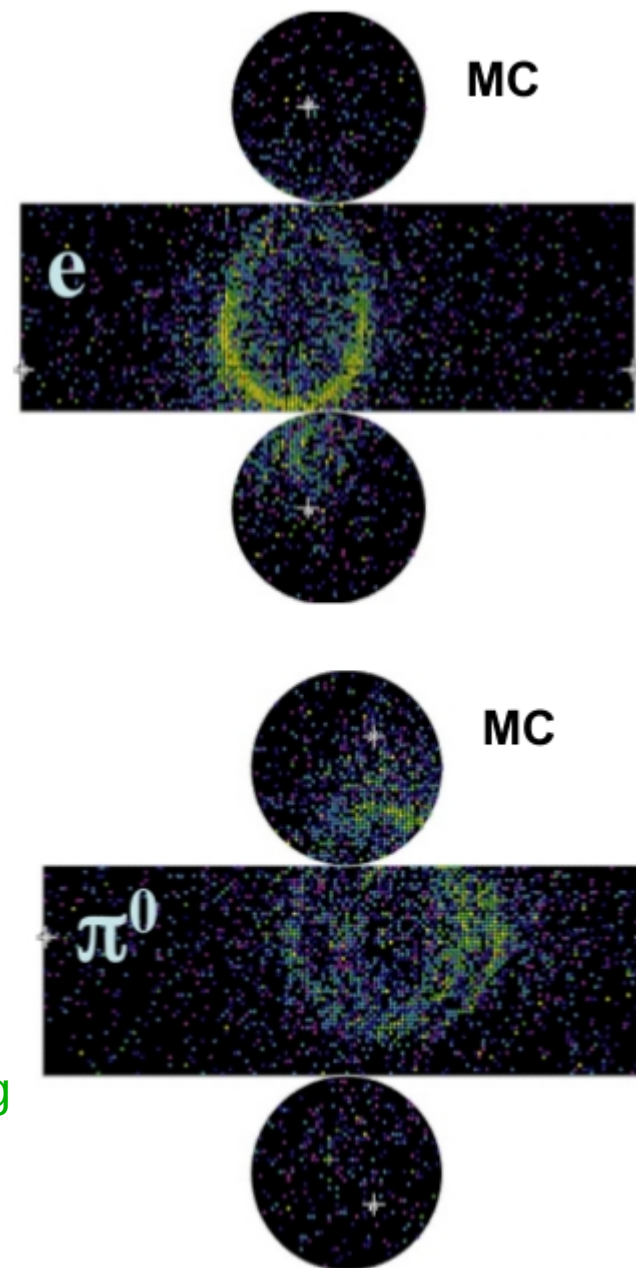


Beam background has harder energy spectrum

- Neutral current  $\pi^0$  background:



Can be removed by identifying second photon ring

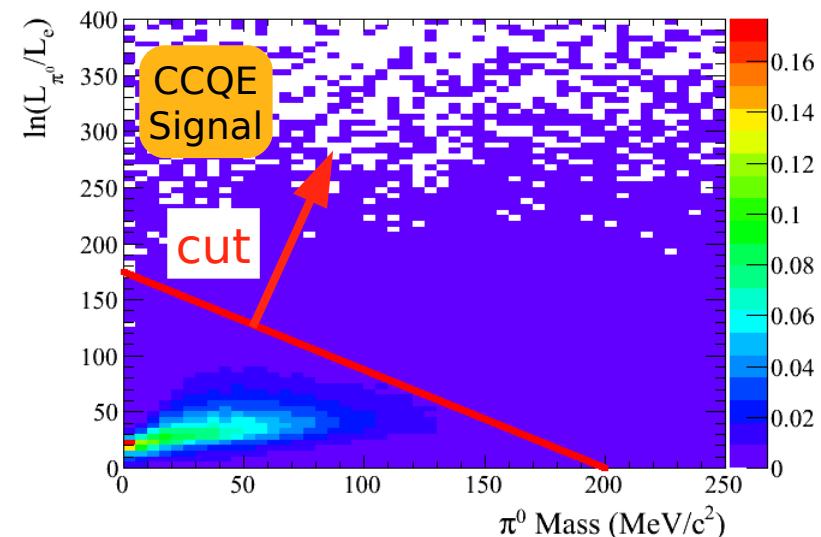
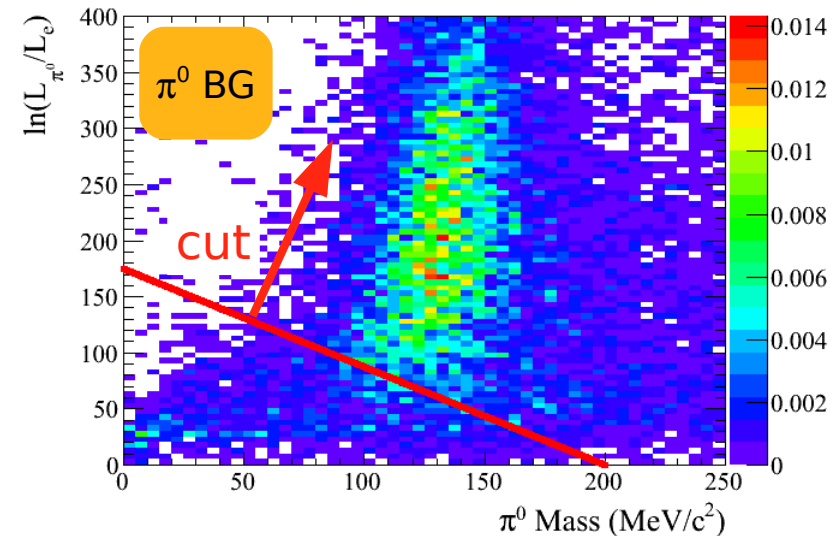


# Improved $\pi^0$ Rejection

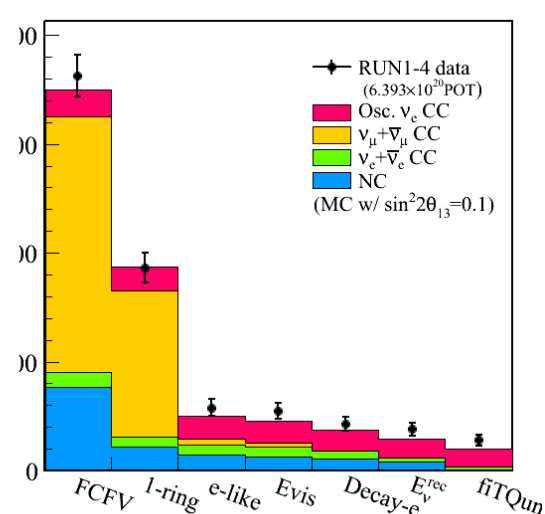
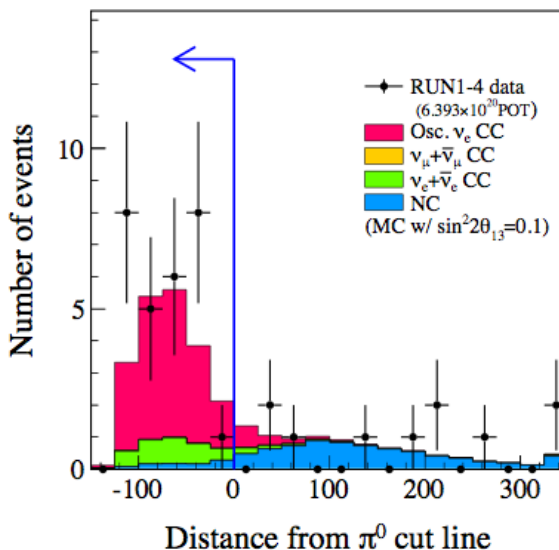
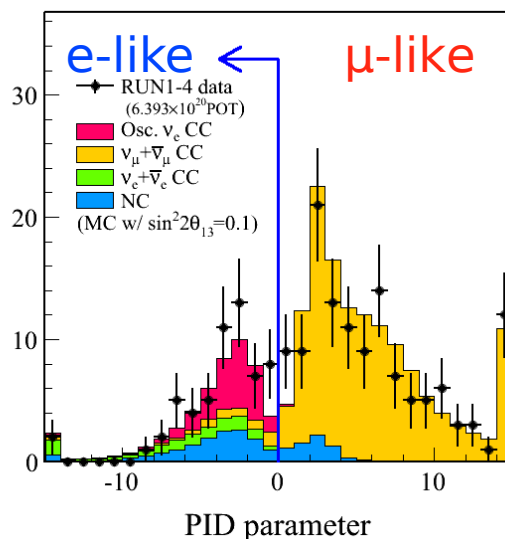
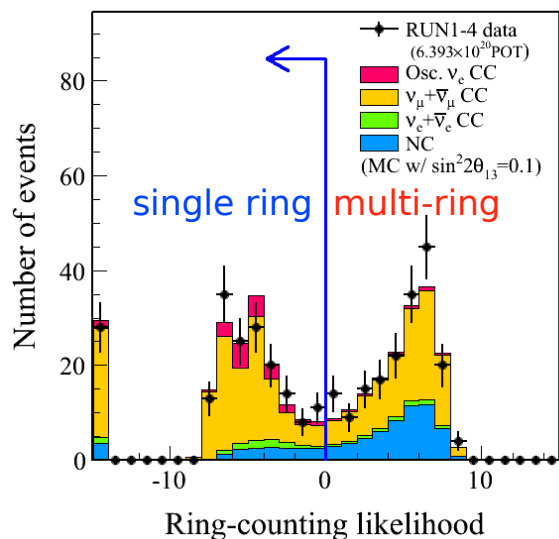


- New likelihood fitter used to distinguish electrons from  $\pi^0$
- Assumes two electron-like rings produced at a common vertex
- Uses 12 parameters in fit:
  - Vertex (X, Y, Z, T)
  - Directions ( $\theta_1, \varphi_1, \theta_2, \varphi_2$ )
  - Momenta ( $p_1, p_2$ )
  - Conversion lengths ( $c_1, c_2$ )
- This 2D cut **removes 70% of the  $\pi^0$  background remaining** after previous selection applied (for same signal efficiency)
- Total background is reduced by 27%
- 6.74 BG events  $\rightarrow$  4.92 BG events expected (in full Run 1 – 4 dataset)

Likelihood Ratio vs  $\pi^0$  Mass  
(T2K Monte Carlo)



# T2K-SK $\nu_e$ Event Selection



## $\nu_e$ Selection Criteria

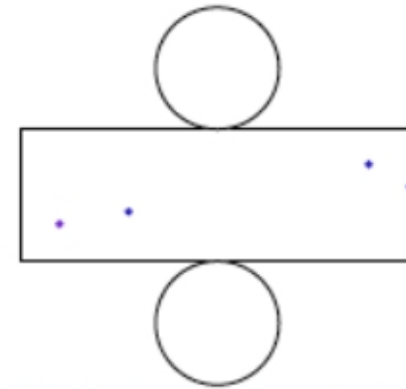
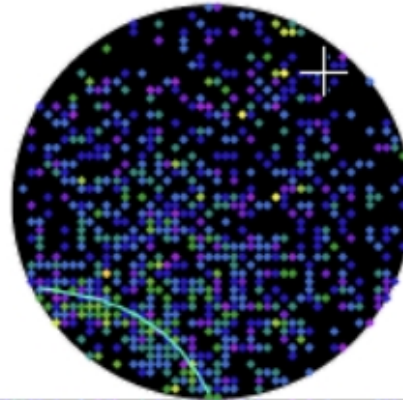
- # clustered veto hits < 16
- Distance to wall > 200 cm
- # of rings = 1
- PID of ring is e-like
- Visible energy > 100 MeV
- no Michel electrons
- New  $\pi^0$  cut
- $0 < E_\nu < 1250$  MeV

# A Typical $\nu_e$ Candidate



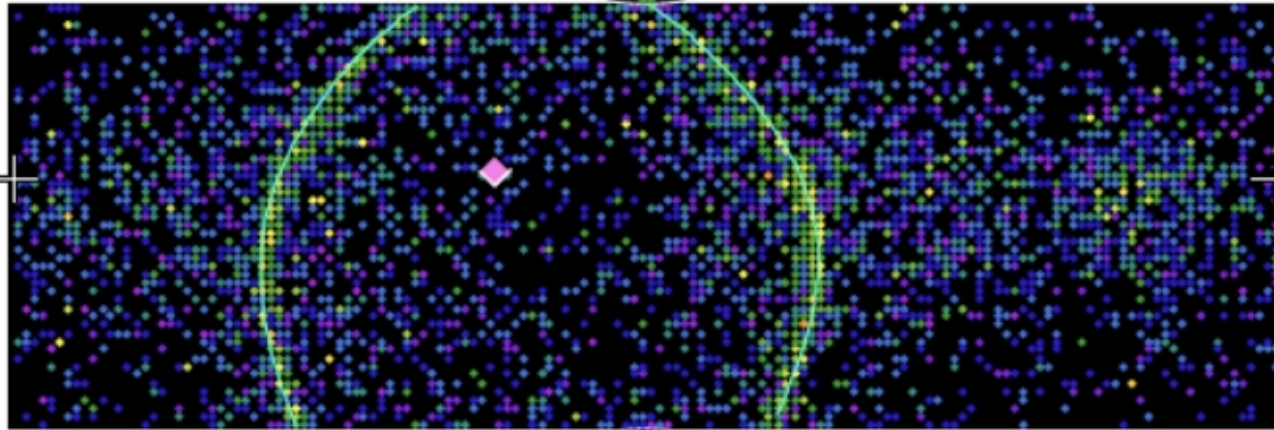
## Super-Kamioke IV

T2K Beam Run 0 Spill 1039222  
Run 67969 Sub 921 Event 218931934  
10-12-22:14:15:18  
T2K beam dt = 1782.6 ns  
Inner: 4804 hits, 9970 pe  
Outer: 4 hits, 3 pe  
Trigger: 0x80000007  
D\_wall: 244.2 cm  
e-like, p = 1049.0 MeV/o

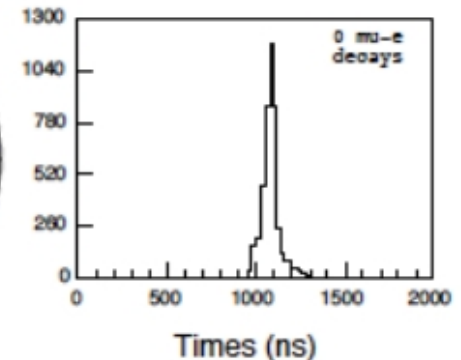
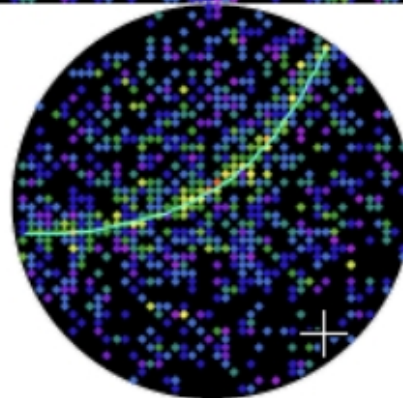


## Charge (pe)

- \* >26.7
- \* 23.3-26.7
- \* 20.2-23.3
- \* 17.3-20.2
- \* 14.7-17.3
- \* 12.2-14.7
- \* 10.0-12.2
- \* 8.0-10.0
- \* 6.2- 8.0
- \* 4.7- 6.2
- \* 3.3- 4.7
- \* 2.2- 3.3
- \* 1.3- 2.2
- \* 0.7- 1.3
- \* 0.2- 0.7
- \* < 0.2



visible energy : 1049 MeV  
# of decay-e : 0  
2 $\gamma$  Inv. mass : 0.04 MeV/c<sup>2</sup>  
recon. energy : 1120.9 MeV

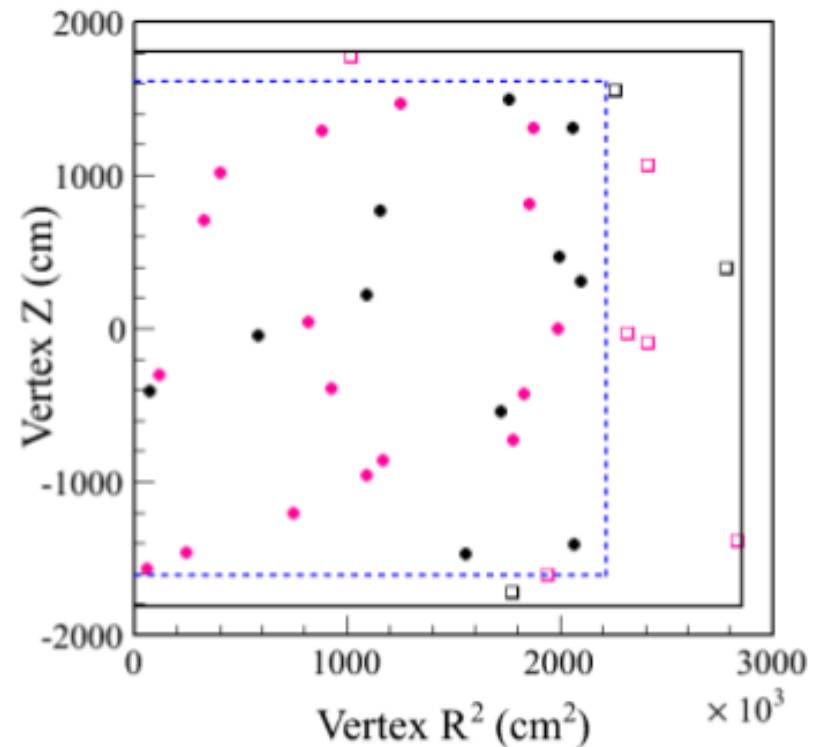
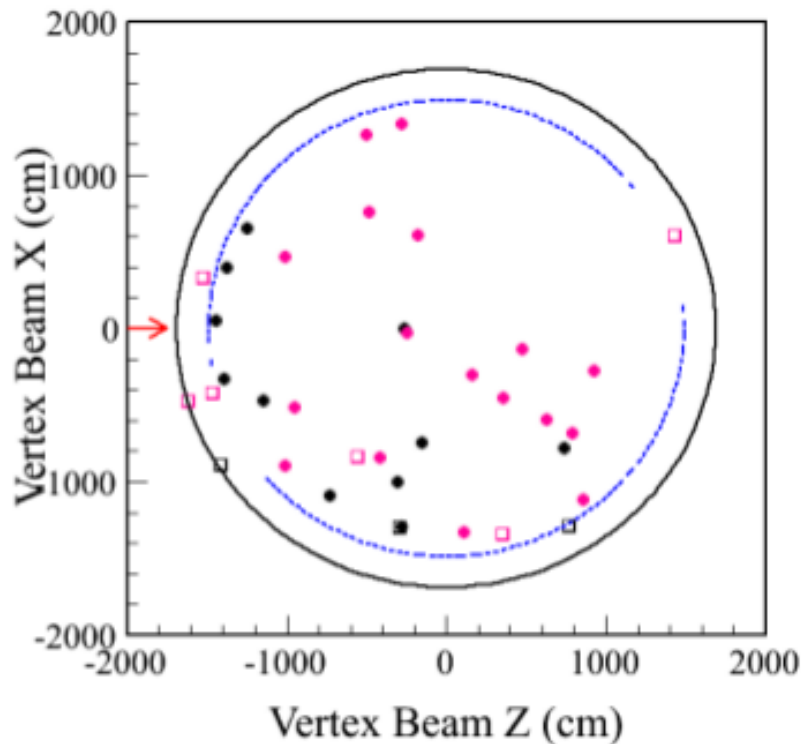




# $\nu_e$ Vertex Distributions



Vertex distributions for  $\nu_e$  candidates at the far detector:



	RUN1+2+3	RUN4	RUN1+2+3+4
<i>Dwall</i>	34.4%	54.7%	20.9%
<i>Fromwall</i> beam <sub>  </sub>	6.04%	85.6%	8.93%
$R^2 + Z$	32.4%	98.1%	64.5%

# Near Detector Constraint



**GOAL:** Constrain neutrino flux & cross section parameters used for oscillation prediction (via MC) at T2K far detector

Error on Far Detector  $\nu_e$  Prediction  
(After Near Detector Constraint)

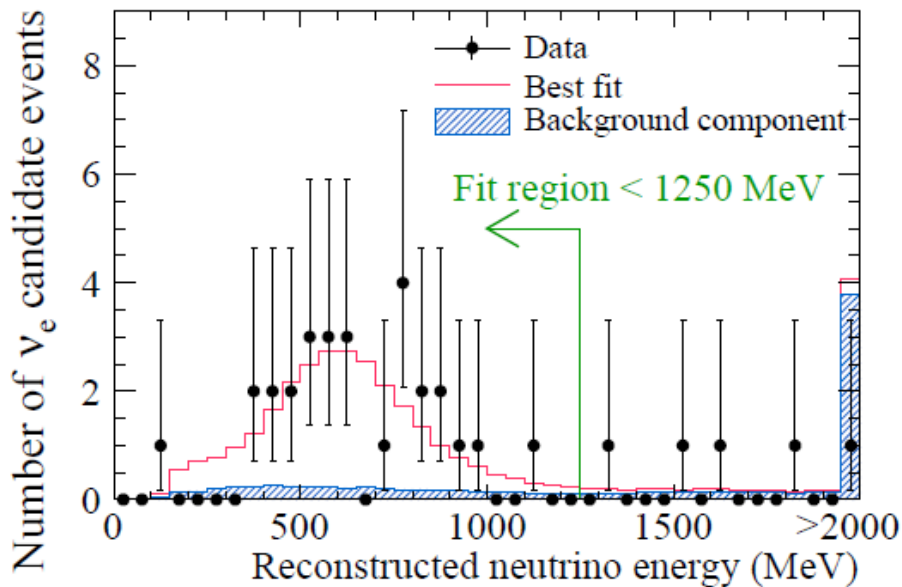
	Runs 1-3 (2012)	Runs 1-3 (2013)	Runs 1-4 (2013)
$\sin^2 2\theta_{13}=0.1$	4.7%	3.5%	3.0%
$\sin^2 2\theta_{13}=0.0$	6.1%	5.2%	4.9%

Error on Cross Section Parameters  
(After Near Detector Constraint)

Parameter	Runs 1-3 (2012)	Runs 1-4 (2013)
$M_A^{\text{QE}}$ (GeV/c <sup>2</sup> )	1.27 ± 0.19	1.22 ± 0.07
$M_A^{\text{RES}}$ (GeV/c <sup>2</sup> )	1.22 ± 0.13	0.96 ± 0.06
CCQE Norm.	0.95 ± 0.09	0.96 ± 0.08
CC1π Norm.	1.37 ± 0.20	1.22 ± 0.16

- Significant reduction for event rate errors at the far detector
- Uncertainties on the *cross section & flux* parameters have been reduced

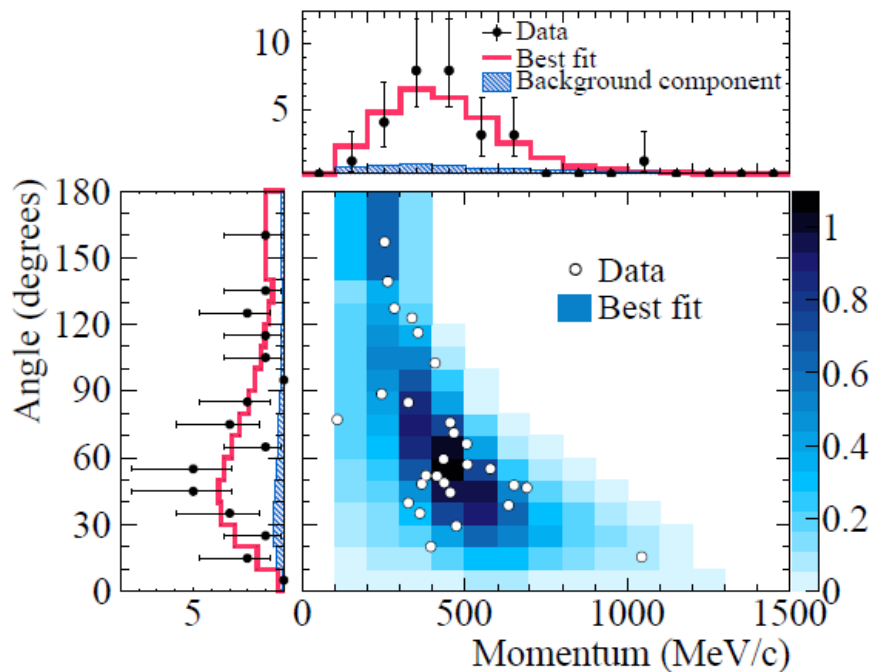
# $\nu_e$ Appearance Analysis



- Expected background:
  - $4.92 \pm 0.55$  events
- With the following assumptions:
  - $\sin^2(2\theta_{13}) = 0.1$
  - $\sin^2(2\theta_{23}) = 1$
  - $\delta_{CP} = 0$
  - normal mass hierarchy

the expected signal is:

- $21.6 \pm 1.8$  events
- **$5.5\sigma$  sensitivity to exclude  $\theta_{13} = 0$**

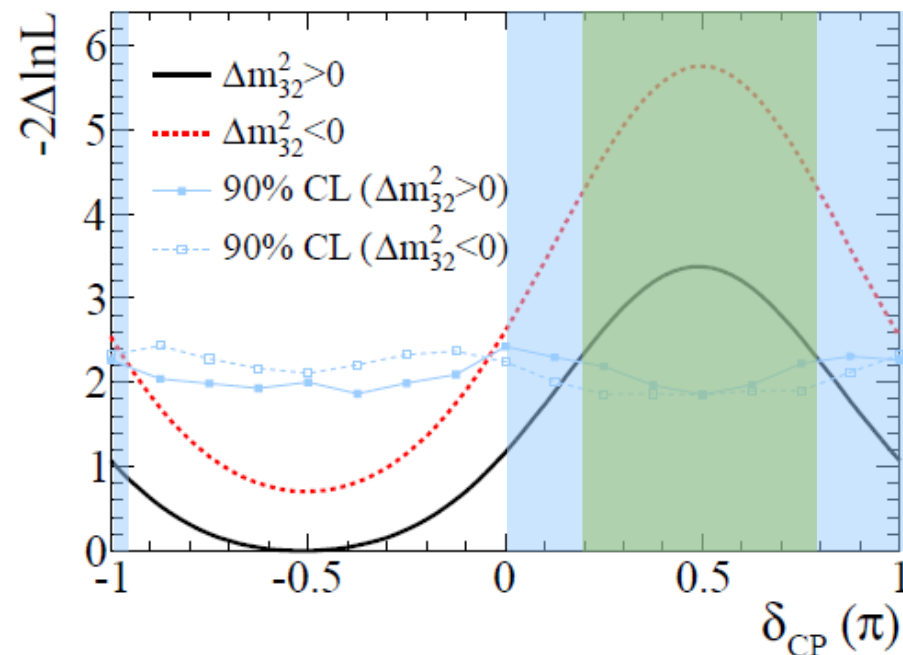
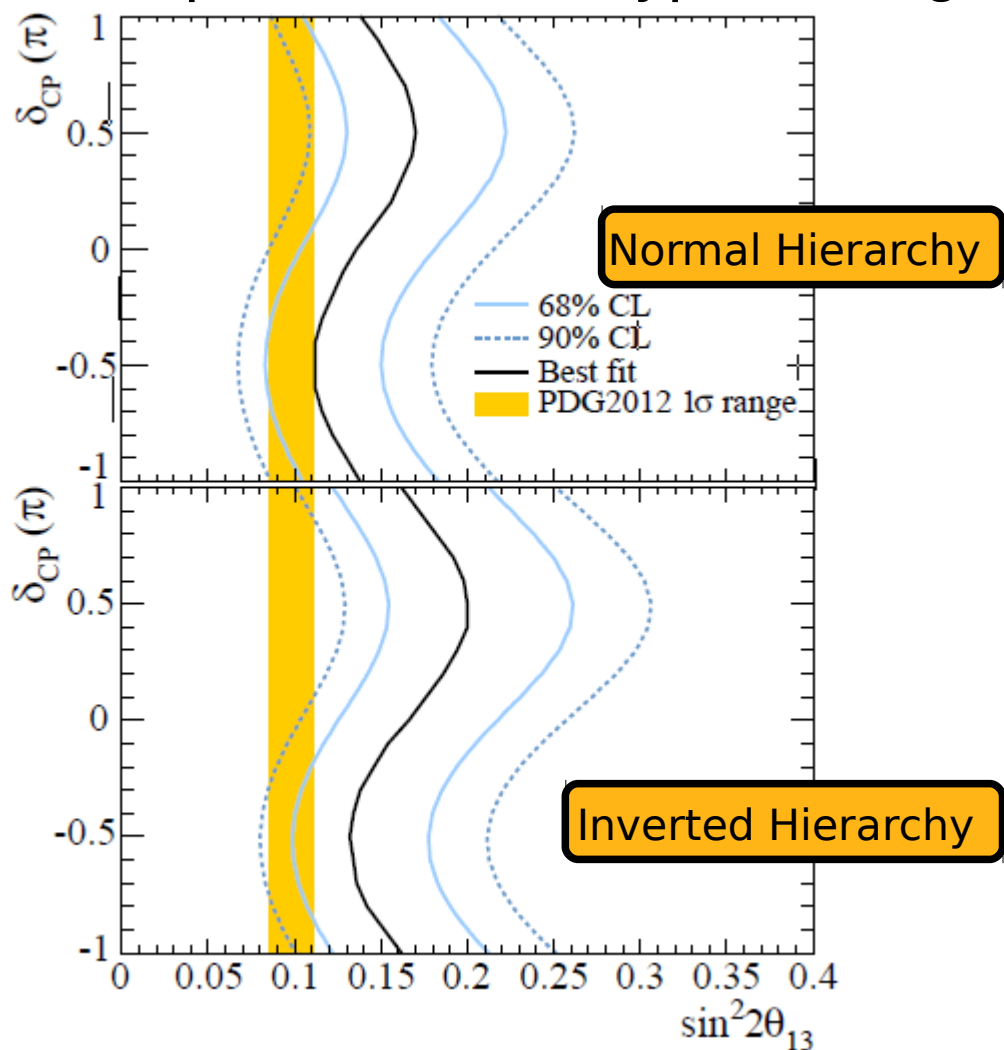


- Oscillation parameters were extracted with two parallel analyses:
  - Using the 1D  $E_\nu$  distribution (top)
  - Using the 2D  $p$ - $\theta$  distribution (bottom)

# $\nu_e$ Appearance Results



- **28  $\nu_e$  events observed** (recall  $21.6 \pm 1.8$  expected for  $\sin^2(2\theta_{13}) = 0.1$ )
- Comparison to null hypothesis gives  **$7.3\sigma$  significance for  $\theta_{13} \neq 0$**



- Tension with  $\theta_{13}$  measurement at reactors gives some sensitivity to  $\delta$
- Some regions excluded at 90% CL
  - $\delta = -\pi/2$  preferred for both hierarchies

# SNO – A “smart” solar neutrino experiment.

- Solar neutrino problem: the electron neutrino flux coming from the sun is “lower” than the flux expected from the solar model
  - the solar model is wrong;
  - the neutrinos oscillate during the travel.
- The idea of SNO is: we built a detector able to measure neutrinos from the sun, BUT not only electron neutrinos, also muon and tau neutrinos. This can be done detecting 3 different reactions:
  - $\nu + d \rightarrow p + p + e^-$  (CC – only  $\nu_e$ )
  - $\nu + d \rightarrow p + n + \nu$  (NC – all three flavours)
  - $\nu + e^- \rightarrow \nu + e^-$  (ES – all three flavours BUT different rates)
- A deuterium target (Heavy water tank) helps if I can detect electrons or neutrons from the very rare reactions
- Going deeply underground helps to reduce the background

# SNO – few numbers

- Neutrinos from the sun are few MeV neutrinos, cross-sections are  $\approx 10^{-42} \text{ cm}^2$  (very small)
- Neutrinos from the sun fluxes are of the order of  $\approx 10^6 \text{ cm}^{-2}\text{s}^{-1}$ .
- How many neutrino interactions can I get, given an amount of deuterium nuclei ?

$$\dot{N} = \sigma_{\nu} \varphi N_d \approx 10^{-36} N_d (\text{s}^{-1})$$

- If I want at least  $O(10^3)$  events in one year  $O(10^7 \text{ s})$  we need:

$$N_d \approx 10^{32}$$

- How can I get a sample of  $10^{32}$  deuterium nuclei ? A tank of 1000 tonns of heavy water contains

$$N_d = 2 \frac{M}{M_{D2O}} \approx \frac{2 \times 10^6 \text{ Kg}}{20 \times m_N} = 6 \times 10^{31}$$

# SNO - detector

- Logic: tank of 1000 tonnes of heavy water and PMT to see Cerenkov light
  - from electrons in case of ES and CC reactions
  - from 6.25 MeV  $\gamma$  from capture of neutrons from deuterium in case of NC reactions (after thermalization of the neutron)
  - The three reactions can be disentangled in terms of three measurements:
    - Energy (of electrons and of gamma through Compton or pair production)
    - Radius (in terms of  $(R/R_{AV})^3$ , uniformity of the scattering position)
    - $\cos\theta_{\text{sun}}$  (depends on the correlation btw electron directions and primary neutrinos)

# SNO – detector sketch

## Main features:

2070m below ground in INCO's Creighton mine

Deep Sudbury mine (Ontario, Canada)

Heavy water tank 1000 tonns


Light water envelope 7000 tonns

Sphere of 10000 PMTs around the envelope (inward and backward)

High water purity with controlled quantity of NaCl in Heavy Water tank (to enhance NC detection)

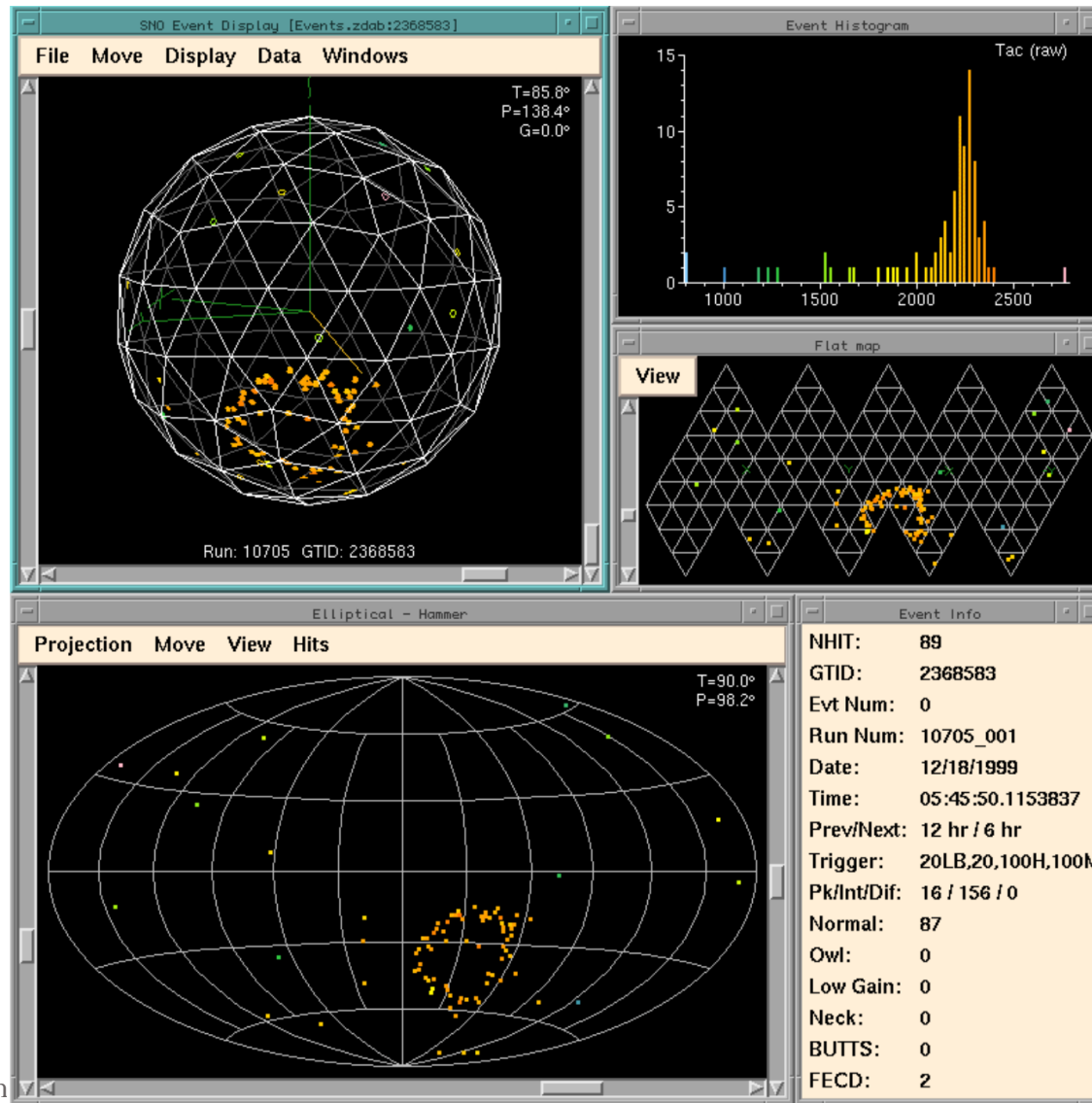
Each PMT measures charge and Time

→ Cerenkov ring → direction and energy



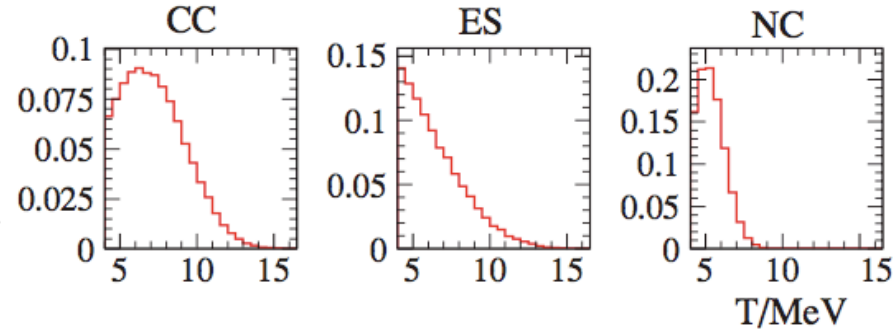


# SNO event

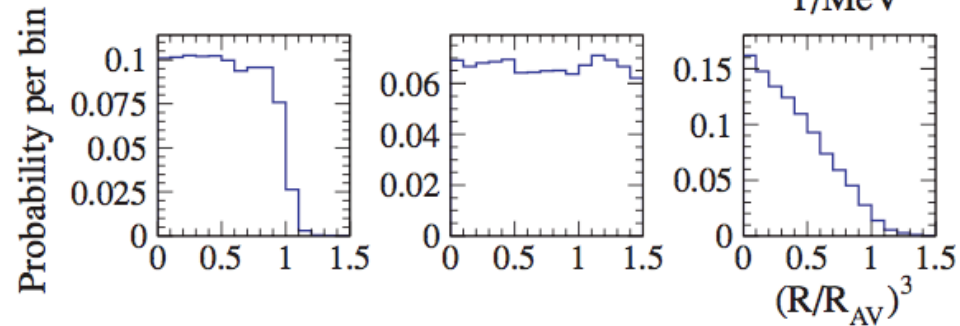


# SNO – variables used

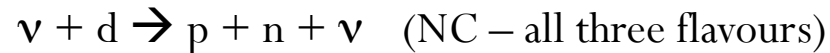
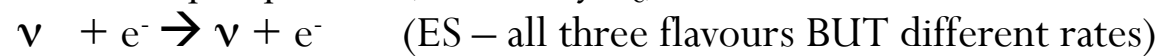
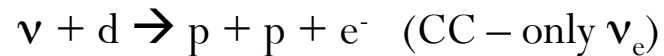
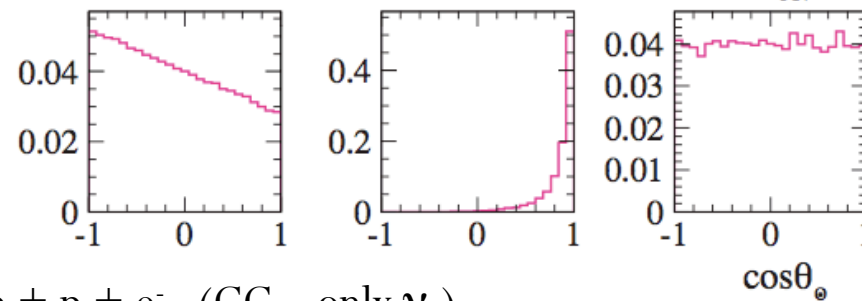
Energy  
NB solar neutrinos energies  
 $E_\nu < 15 \text{ MeV}$



Radius



Direction



# SNO - results

$$\phi_{CC} = \phi(\nu_e),$$

$$\phi_{ES} = \phi(\nu_e) + 0.1559\phi(\nu_{\mu\tau}),$$

$$\phi_{NC} = \phi(\nu_e) + \phi(\nu_{\mu\tau}),$$

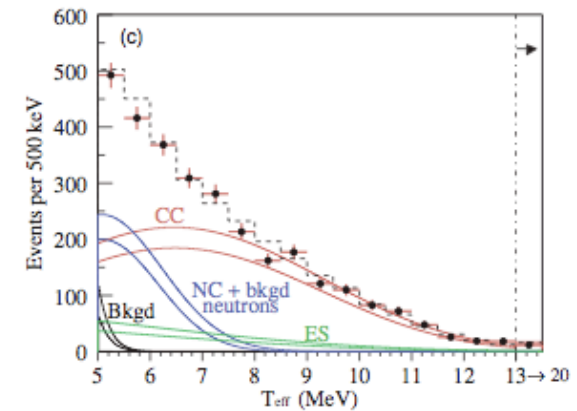
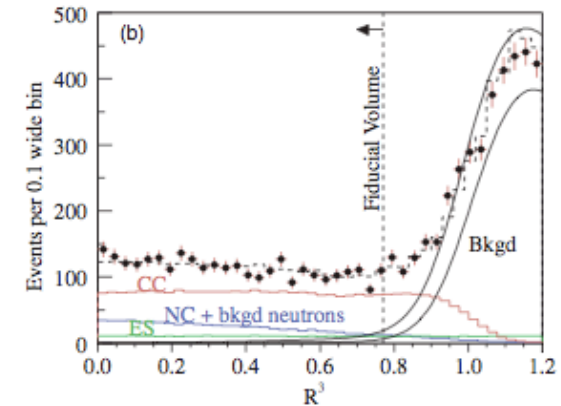
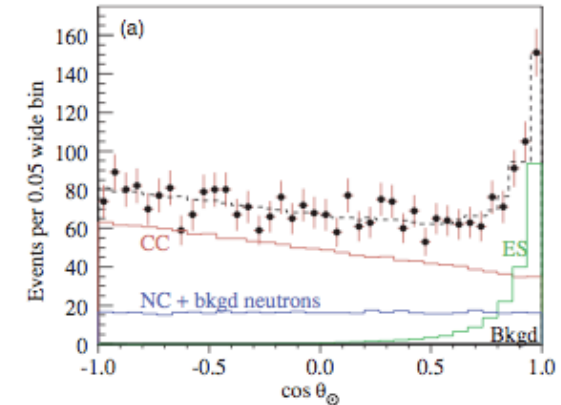
$$\phi_{CC} = 1.76_{-0.05}^{+0.06} (\text{stat.})_{-0.09}^{+0.09} (\text{syst.}) \times 10^6 \text{ cm}^{-2} \text{ s}^{-1},$$

$$\phi_{ES} = 2.39_{-0.23}^{+0.24} (\text{stat.})_{-0.12}^{+0.12} (\text{syst.}) \times 10^6 \text{ cm}^{-2} \text{ s}^{-1},$$

$$\phi_{NC} = 5.09_{-0.43}^{+0.44} (\text{stat.})_{-0.43}^{+0.46} (\text{syst.}) \times 10^6 \text{ cm}^{-2} \text{ s}^{-1},$$

$$\phi(\nu_e) = 1.76_{-0.05}^{+0.05} (\text{stat.})_{-0.09}^{+0.09} (\text{syst.}) \times 10^6 \text{ cm}^{-2} \text{ s}^{-1},$$

$$\phi(\nu_{\mu\tau}) = 3.41_{-0.45}^{+0.45} (\text{stat.})_{-0.45}^{+0.48} (\text{syst.}) \times 10^6 \text{ cm}^{-2} \text{ s}^{-1}.$$



# SNO – result interpretation

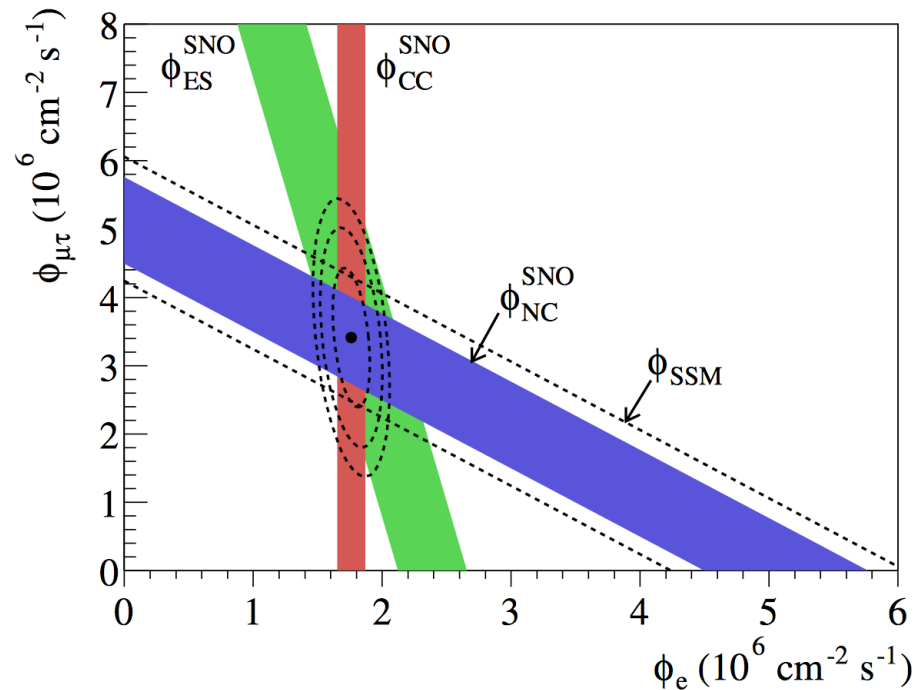


Figure 5: SNO's CC, NC and ES measurements from the D<sub>2</sub>O phase. The x- and y-axes are the inferred fluxes of electron neutrinos and muon plus tau neutrinos. Since the NC and ES measurements are sensitive to both  $\nu_e$  and  $\nu_\mu/\nu_\tau$ , the ES and NC bands have definite slopes. The CC measurement is sensitive to  $\nu_e$  only, so has an infinite slope. The widths of the bands represent the uncertainties of the measurements. The intersection of the three bands gives the best estimate of  $\phi_{\mu\tau}$  and  $\phi_e$ . The dashed ellipses around the best fit point give the 68%, 95%, and 99% confidence level contours for  $\phi_{\mu\tau}$  and  $\phi_e$ . The flux of neutrinos predicted by the SSM is indicated by  $\phi_{SSM}$ .