

Particle Physics - Introduction

A.A. 2021 - 2022



AA 21-22

Paolo Bagnaia

SAPIENZA
UNIVERSITÀ DI ROMA

Contents

1. The static quark model
2. Hadron structure
3. Heavy flavors – e^+e^- low energy
4. Weak interactions
5. K^0 mesons - CKM matrix
6. The Standard Model
7. High energy ν interactions



— Nostro figlio sta cambiando una lampadina... E' meraviglioso quello che insegnano all'università, al giorno d'oggi...

"Our son is changing a light bulb... What they teach at university nowadays is wonderful..."

- . Hadron Colliders : $pp - \bar{p}p$
- . The Sp \bar{p} S – W^\pm and Z discovery
- . LEP – e^+e^- precision physics
- . Searches and limits
- . LHC – Higgs discovery

since AA 2019-20 the course has been split:

2nd part → "Collider Particle Physics"
(6 CFU, next semester).

slides / textbooks / original

- These slides have many sources (lectures in our + other Department(s), textbooks, seminars, ...); many thanks to everybody, but all the mistakes are my own responsibility;
- **download from** http://www.roma1.infn.it/~bagnaia/particle_physics.html
- **comments and criticism to** paolo.bagnaia@roma1.infn.it (**please !**)
- they are only meant to help you follow the lectures (and remember the items);
- i.e. NOT enough for the exam; students are also required to study on textbook(s) / original papers (see references);
- the original literature is always quoted; sometimes those papers offer a beautiful example of clarity; however, particularly in recent years, their

technical level is difficult, probably more at PhD student level, than for an elementary presentation (i.e. you);

- however, students are strongly encouraged to attack the real stuff: these lectures are NOT meant for *amateurs* or interested public (which are welcome), but for future professionals !

Thanks !!!

Enjoy them !!!

PB
bb

References

- [BJ] W. E. Burcham - M. Jobses – Nuclear and Particle Physics – Wiley – 768 pag. [*clear, well-organized, old*];
- [YN] Yorikiyo Nagashima – Elementary Particle Physics – Wiley VCH – 3 vol. [*clear, modern, complete, very expensive*];
- [Bettini] A.Bettini - Introduction to Elementary Particle Physics [*another textbook*];
- [MS] B.R.Martin, G.Shaw – Particle Physics [*ditto*];
- [Perkins] D.Perkins - Introduction to High Energy Physics, 4th ed. [*ditto*];
- [Povh] Povh, Rith, Scholz, Zetsche - Particles and Nuclei [*ditto, simpler*];
- [Thoms] M. Thomson – Modern Particle Physics [*ditto*];
- [CG] R.Cahn, G.Goldhaber – The experimental foundation of particle physics [*a collection of original papers + explanation, the main source for experiments*];
- [FNSN1] C.Dionisi, E.Longo - Fisica Nucleare e Subnucleare 1 – Dispense del corso [*in Italian, download it from our web – you are requested to know them*];
- [MQR] L.Maiani - O.Benhar – Relativistic Quantum Mechanics [*English/Italian, the theory lectures of the previous semester*];
- [IE] L.Maiani – Electroweak Interactions [*ditto*];
- [PDG] The Review of Particle Physics – latest: P.A. Zyla et al. (Particle Data Group), Prog. Theor. Exp. Phys. 2020, 083C01 (2020) [*the bible; everything there, but more a reference, than a textbook, i.e. hard for newcomers*];
- [original] Original papers are quoted in the slides [*try to read (some of) them → help by [CG]*].

quoted as [book, chapter] or [book, page];
e.g. [BJ, § 4] : Burcham-Jobes, § 4.

Symbols



(in the upper left corner) this is page n of a total of m pages : read them all together;



(in the upper right corner) optional material;



(in the upper right corner) tool, used also in other chapters;



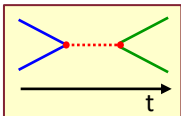
summary;



animation (ppt/pptx only);



reference to a paper / textbook;
[if textbook, you are requested to read it;
if paper, try (at least some of) them];



in Feynman diagrams, time goes always left to right;

- "QM" : Quantum Mechanics;
- "SM" : Standard Model; here and there, the name and the history behind is explained;
- "bSM" : beyond Standard Model, i.e. the (until now unsuccessful) attempts to extend it, e.g. SUSY;
- ($\hbar = c = 1$) whenever possible; i.e. mass, momentum and energy in MeV or GeV.
- m : scalar, E : component of a vector;
- \mathbb{P} : operator;
- \vec{v} : 3-vector, $\vec{v} = (x, y, z)$;
- p : 4-vector, $p = (E, p_x, p_y, p_z) = (E, \vec{p})$;
- if worth, the module is indicated $p = (E, p_x, p_y, p_z; m) = (E, \vec{p}; m)$;
- if irrelevant, the last component of a 3- or 4-vector is skipped : $p = (E, p_x, p_y) = (E, p_x, p_y; m)$.

room, time, ...



Lecture time – room (*aula*)

- mon (*lun*) 12 - 14 Careri
- tue (*mar*) 16 - 17 Rasetti
- wed (*mer*) 14 - 16 Careri


[*not ideal but acceptable*]

I am also happy to see you outside this times in my office (Marconi, 251b):

- officially mon-wed-fri (*lun-mer-ven*) 9:30 - 11:30; *** not now ***
- in practice, I am almost always in my office: try and see...
- in case of long questions, send a mail in advance (paolo.bagnaia@uniroma1.it or paolo.bagnaia@roma1.infn.it);
- even better, via email / meet / skype (ask me via email);
- also, try to group together similar questions, to avoid repetitions;
- would you like to **record the lectures** ?
 - everybody MUST agree (can't publish if even a single participant disagrees);
 - I'll ask for the permission;
 - send me an email for the file location.

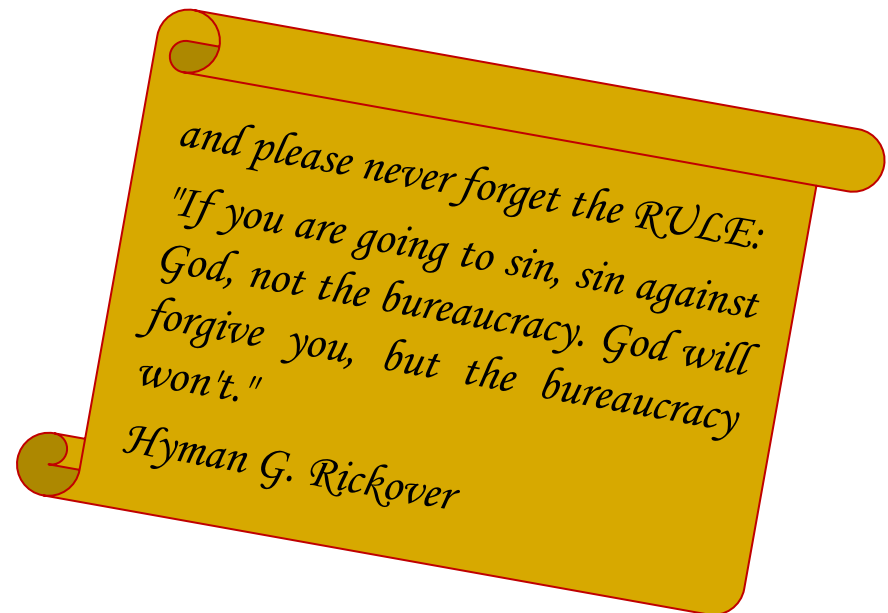
exam

- 👉 questions [by me] and answers [*possibly by you*];
- ✉ 1st question known few days in advance by email [*I'll choose randomly, with a little bias*];
- ✂ if theoretician or experimentalist, you may [or may not] tell me [*I'll use it*];
- 🚚 let me also know curriculum type (e.g. phenomenology, electronics, medical physics) [*I'll apply a stronger bias*];
- 😊 other rules after discussion and experiment [*I'm an experimentalist*].



Nota Bene

- Starting with **2017-2018**, these lectures are delivered in English.
- No problem, we all know and love the Shakespeare idiom [*needless to say, we love Italian and Roman too*].
- As a minor consequence, the name of the course has changed – it was "*Fisica Nucleare e SubNucleare 2*".
- Apart from name and language, no major change [*I would love to improve, come and discuss your ideas with me*].
- Past years' students don't have to worry: students are officially bound (really) to the rules of the year of their registration (*anno di immatricolazione*). They only have to be careful with the registration(s), i.e. the *INFOSTUD* stuff.
- The exam (all years' students) will be in English or Italian, at **your** choice.
- During the lecture, questions and comments in the language as you like. If necessary, I will translate questions into English.
- Starting with **2019-20**, the unique course (12 CFU, 2nd semester) has been split into two (6 CFU 2nd semester + 6 CFU 3rd semester).



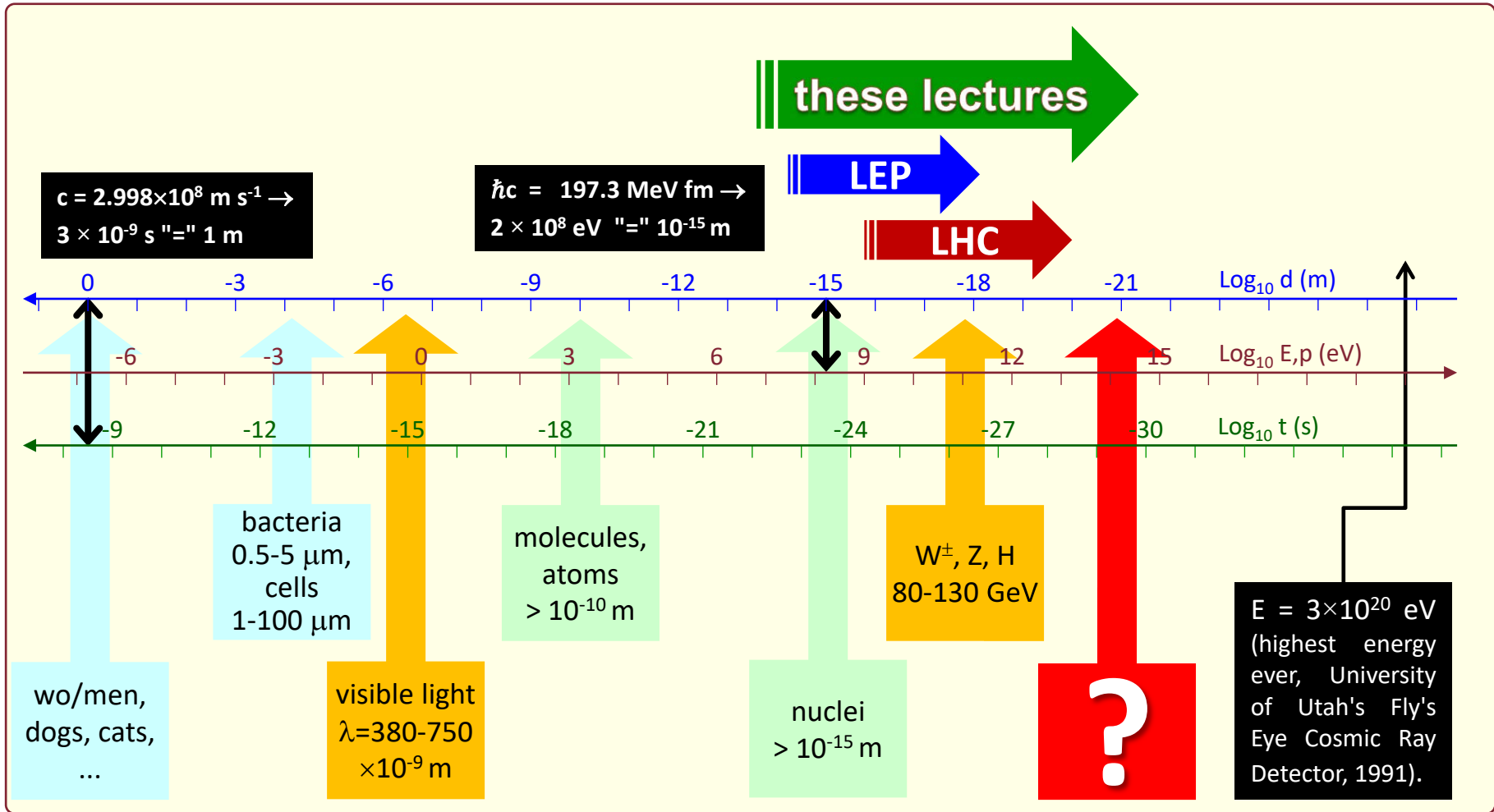


The present understanding of our world, in terms of its constituents and interactions, is much advanced:

- **fermions** (quarks/leptons) = matter:
 - "families" of doublets + **antiparticles**;
 - spin $\frac{1}{2}$;
 - massive (large differences in mass);
 - charge $\pm\frac{2}{3}$, $\pm\frac{1}{3}$, 0, ± 1 ;
- **bosons** = forces:
 - spin 1;
 - massless (γ , g) or massive (W^\pm , Z);
 - charged (W^\pm) or neutral (γ , g, Z);
 - some self-coupled;
- the mysterious **Higgs boson** carries the particle masses.

u	c	t	γ
d	s	b	g
ν_e	ν_μ	ν_τ	W^\pm
e	μ	τ	Z
			H

these lectures
explain how

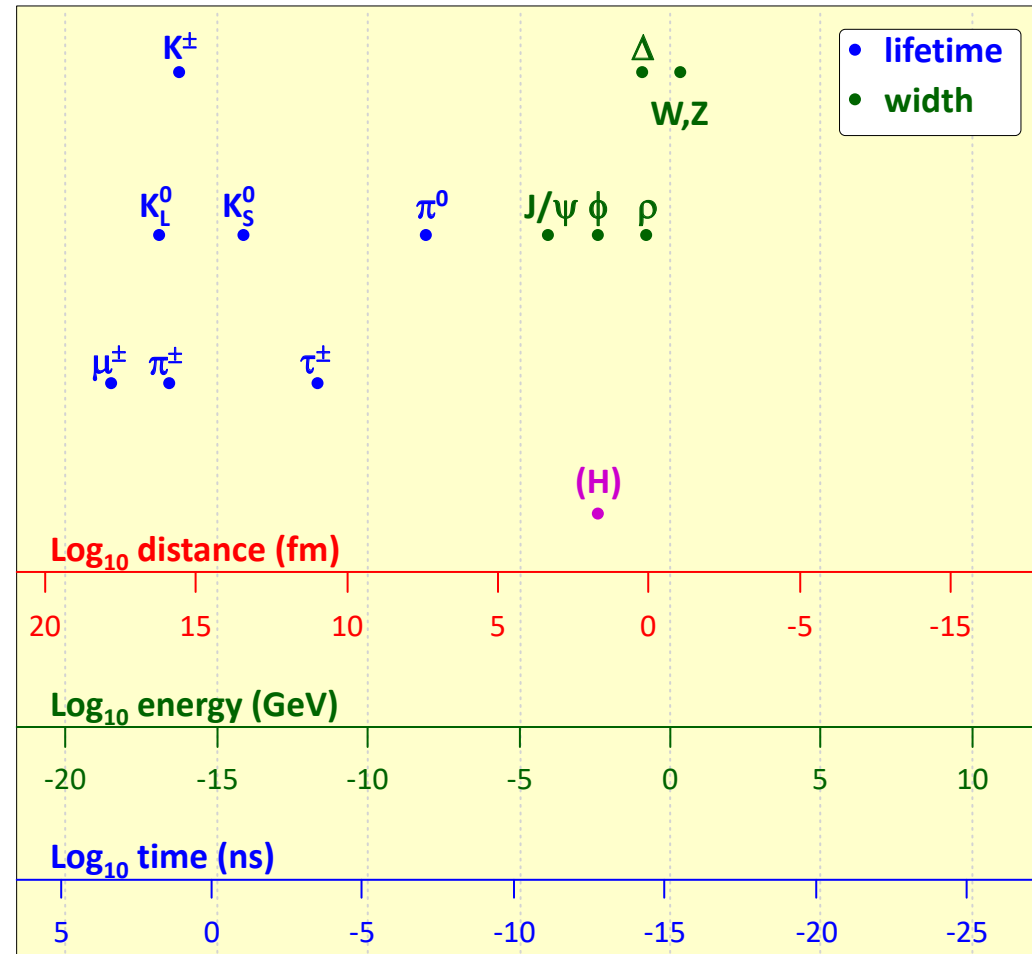


space / energy / time



In these lectures, many phenomena. Consider the typical time/ energy of the processes:

- **lifetimes** are measured in the rest system of the particles in (nano-)s;
- the corresponding **distance** is the average space traveled by a particle with $\beta\gamma=1$ before decaying [$\ell=c\tau$];
- the uncertainty principle relates a **width** to a lifetime [$\Gamma=\hbar/\tau$], i.e. the fluctuation of its rest energy (= mass);
- the width of the **Higgs boson (H)** has not been measured directly and comes from theory.



Do NOT panic: you are supposed to fully understand these plots only at the end of the lectures. Every single point in the figure will be **carefully** explained.

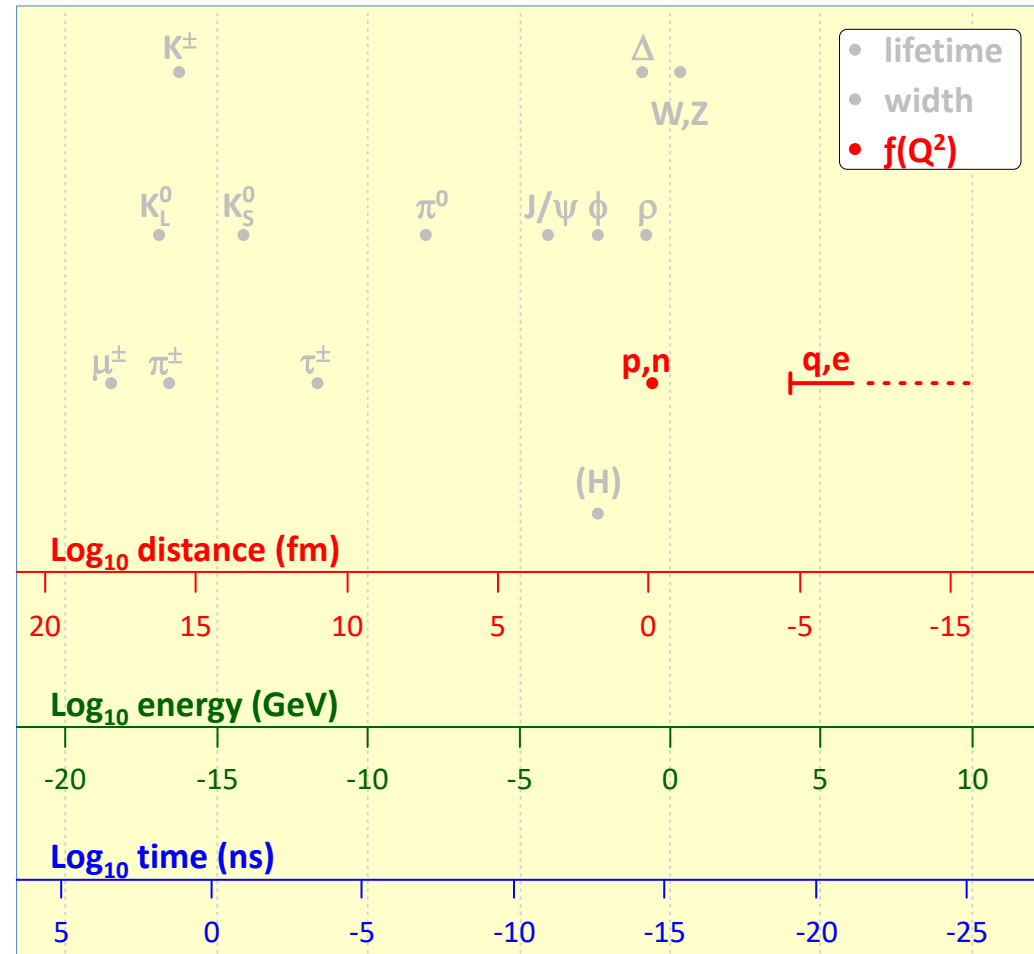


Q. which is the size of the particles ?
finite or pointlike ?

A. it is difficult to measure directly the "radius" of a particle, but we measure $f(Q^2)$ in scattering experiments "à la Rutherford" [see § 2]:

- the shape of the particles can be derived;
- it works for p & n;
- only limits for q's and ℓ 's: are they really pointlike ?
- what about γ 's and gluons ?
- [Q. *pointlike-ness* \leftrightarrow *elementary-ness* : not really synonyms, but ...]

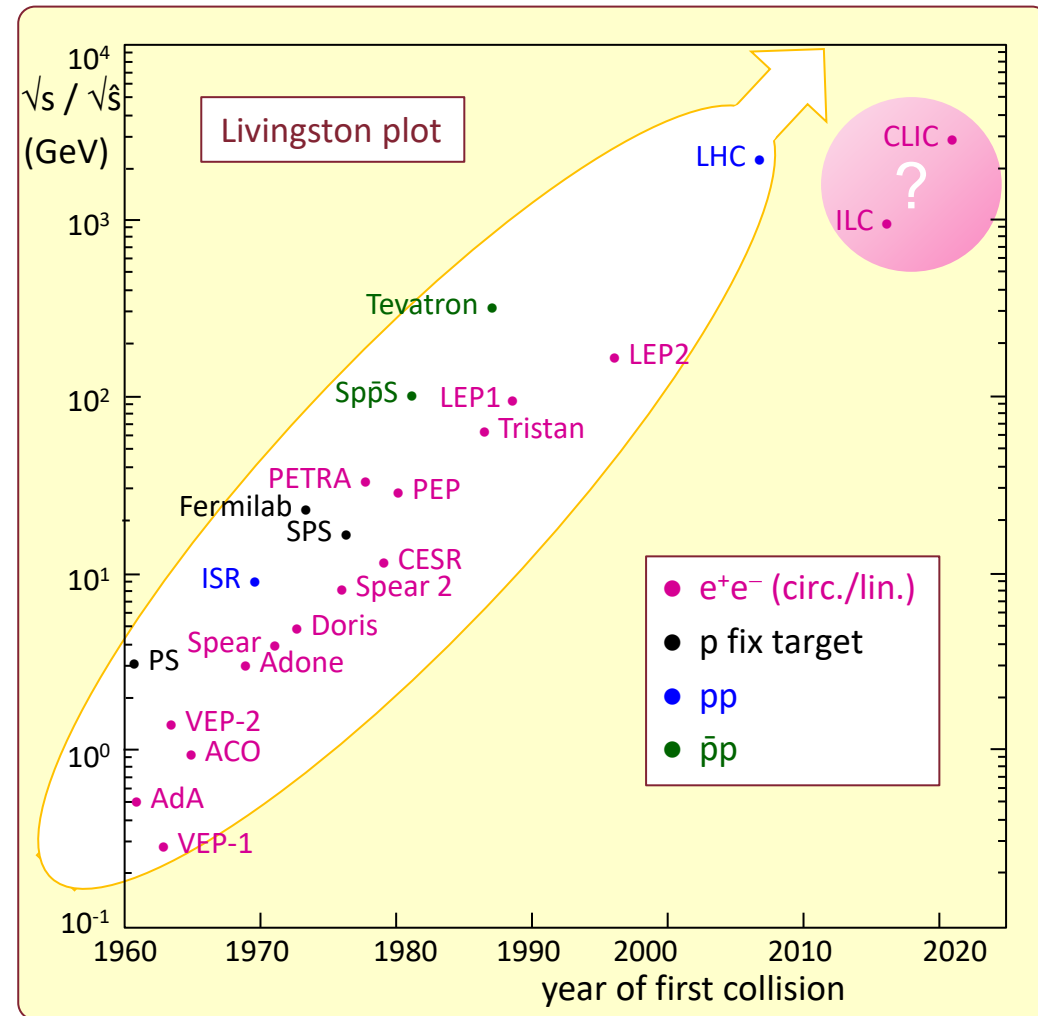
[results superimposed on the same plot of previous slide, even though different phenomena and exp. methods].



Do NOT panic: you are supposed to fully understand these plots only at the end of the lectures. Every single point in the figure will be carefully explained.



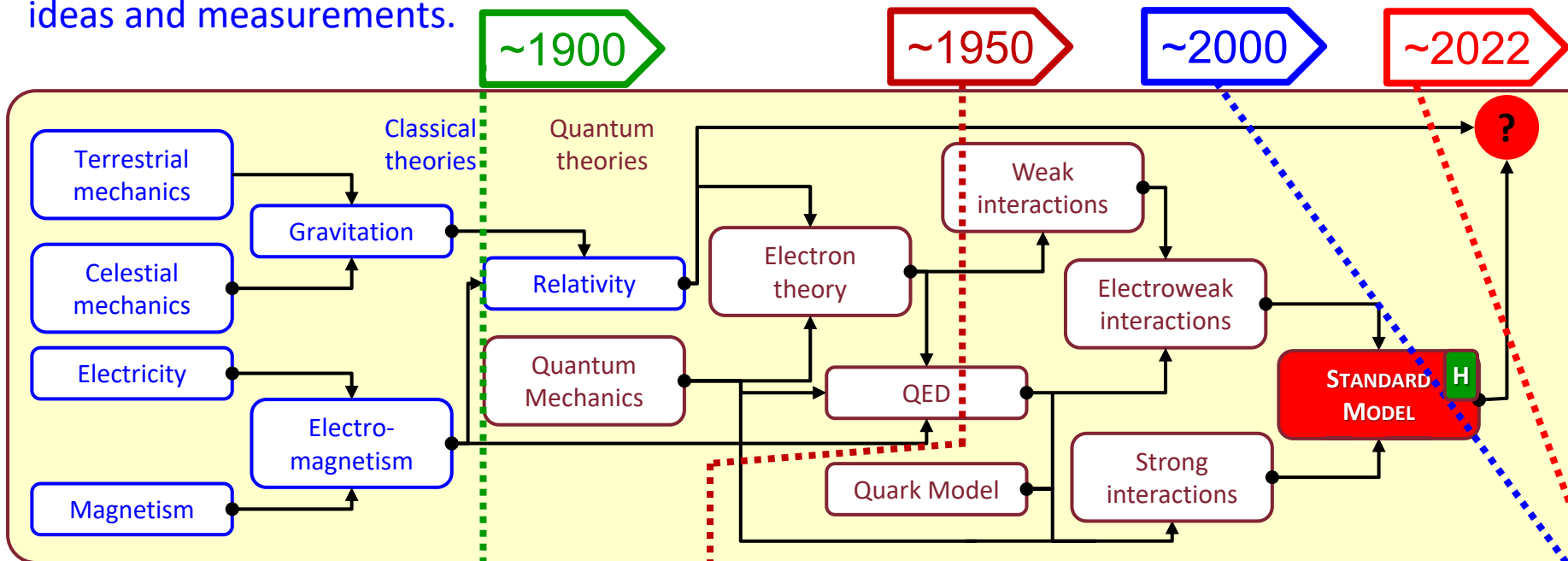
- Discovery range is limited by available data, i.e. by instruments and resources (an always improved microscope).
- The correct variable is the resolving power [r.p.] of our microscope.
- From QM, r.p. $\propto \sqrt{Q^2}$ [i.e. $\propto \sqrt{s}$, the CM energy [*what ? why ? see § 2*].
- For non point-like objects, replace \sqrt{s} with the CM energy at component level, called $\sqrt{\hat{s}}$ ($\sqrt{\hat{s}} < \sqrt{s}$).
- In the last half a century, the physicists have been able to gain a factor 10 in \sqrt{s} (i.e. a factor ten in the quality of the microscope) every 10 years (see the "Livingston plot").
- Hope it will continue like that, but needs IDEAS, since not many \$\$\$ (or €€€) will be available.



Prologue: the Standard Model



- The name **SM** (not a fancy name) designates the theory of the Electromagnetic, Weak and Strong interactions.
- The theory has grown in time, the name went together.
- The development of the SM is a complicated interplay between new ideas and measurements.
- Many theoreticians have contributed : since the G-S-W model is at the core of the SM, it is common to quote them as the main authors.
- The little scheme [BJ] of its time evolution may help (missing connections, approximations, ...).





NB. These lectures are NOT about epistemology, nor am I a philosopher. However, modern science requires some clarity about its overall strategy, so I try to summarize it.

- An experimental science like **physics** consists in statements, known as a **theory** (e.g. a law, a lagrangian), which results in relations among **observables**, i.e. the objects of a measurement;
 - some such relations are primary (same as **postulates**), some are derived (**theorems**); sometimes postulates and theorems are mutually interchangeable, [Coulomb and Gauss laws in elementary electrostatics];
 - when all the parameters of the theory are measured, directly or indirectly, we have a numerical prediction of all the observables;
- errors in the parameters reflect in errors in the predictions; the error theory takes care of it (**error propagation**);
 - on the contrary, a given set of observables does ***not*** define uniquely a theory, because many (in principle infinite) models may fit a finite set of data, especially when errors are considered;
 - two such different models must give a different prediction for some observable, which is either not yet measured, or lacks enough accuracy to discriminate;
 - a theory can be **falsified**, when some of its predictions are contradicted by the experiments, but cannot be **verified**, because a newer experiment can always disprove an older theory;

(next page)



- a **falsification** happens mainly in two ways: either a novel technology opens up a wider domain in the space of the parameters, where the theory appears to be wrong [*the Galileo transformation for bodies at high speed*],
- ... or an improved error in a measurement falsifies the theory [*theory predicts 10.20 ± 0.01 , an old experiment gave 10.60 ± 0.50 , and a better one measures 11.03 ± 0.01 ; both are ok, but only the second kills the theory*];
- historically, often a novel theory appears after the falsification of the old one [*the Newtonian celestial mechanics after Tycho Brahe and Galileo measurements*];
- the new theory must agree with all the known observables;
- it often predicts some observables not yet measured, because of lack of an adequate technology [*W and Z were correctly predicted by the SM, before their observation*];
- when better techniques are available, all those observables are measured and compared with the predictions;
- the results are either confirmations (usually celebrated as a "triumph"), or falsifications (see above);
- new measures improve the knowledge of the parameters, and result in stricter errors on *all* predictions: they help the comparison (theory vs experiment);
- the "development" of the science is a loop 'theory' → 'experiments' → (...) → 'falsification' → 'theory' → forever (???);
- often new theories incorporate older ones as particular cases or low accuracy approximations;
- *final remark*: note the importance of the **measurement errors** in the process.



NB. Students (and the general public) sometimes complain about "imperfect" explanations, i.e. that scholars are unable to justify exactly the data. Moreover, our method looks flawed: keep adding details to our models and stop when the agreement is reasonable, but far from exact. Let me try to answer this (correct) criticism.

- Nature can be studied in two ways, both useful, but completely different in method. The first is to solve ideal cases. The result can be exact or approximated, e.g. because no analytical solution is known, but often the approximation can be improved as desired.
- The second method is to face a real case and try to predict (or reproduce) a real measurement. The result depends on a very large number of effects, and we are unable to consider them all [*a real pendulum is subject to friction, air resistance, imperfection of materials, ...*].

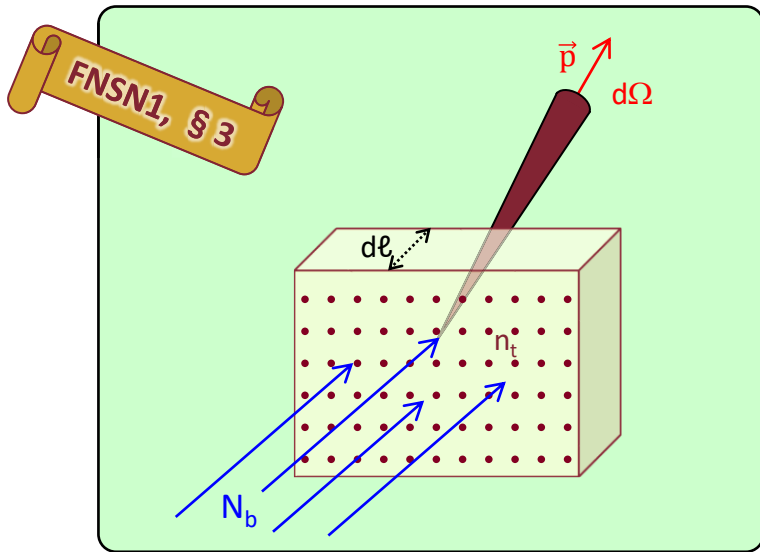
- In teaching science, we generally start with the first method, which allows students to understand the simplest concepts and processes.
- However, when a real system is studied, the second method must be used, without neglecting the main details.
- When to stop? The decision depends on the patience of the scholars and on the precision of the measurement: it is useless to push the accuracy of the prediction far beyond its experimental resolution.
- *An interesting observation.* The more the observation of Nature is pushed to small scales, the more math becomes difficult, but the dynamic mechanisms decrease in number and become conceptually simple. Note that this phenomenon is far from obvious a priori.

Repetita juvant

few subjects, well known, but ...
[skip next pages, if you can afford it]:



- the cross section σ ;
- excited states (resonances);
- Gauss distribution.
- measurements:
 - spectrometers;
 - calorimeters;
 - particle id;



A beam of N_b particles is sent against a thin layer of thickness $d\ell$, containing N_t scattering centers in a volume Φ ("target", density $n_t = dN_t/d\Phi$).

The number of scattered particles dN_b is:

$$dN_b \propto N_b n_t d\ell \Rightarrow dN_b = N_b n_t \sigma_T d\ell;$$

N_b = number of b-particles a finite ℓ :

$$N_b(\ell) = N_b(0) \exp(-n_t \sigma_T \ell).$$

$$[\sigma_T] = [\text{length}]^2, \text{ in barns } [1 \text{ b} = 10^{-28} \text{ m}^2]$$

The parameter σ_T is the total **cross section** between the particles of the beam and those of the target; it can be interpreted as *the probability of an interaction when a single projectile enters in a region of unit cross area, containing a single target*.

If many exclusive processes may happen (simplest case : elastic or inelastic), σ_T is the sum of many σ_j , one for each process:

$$\sigma_T = \sum_j \sigma_j \quad [\text{e.g. } \sigma_T = \sigma_{\text{elastic}} + \sigma_{\text{inelastic}}];$$

in this case σ_j is proportional to the *probability of process j*.

Common differential $d\sigma/d\dots$'s:

$$\frac{d\sigma}{d\Omega} = \frac{d^2\sigma}{d\cos\theta d\varphi} \xrightarrow{\text{no } \varphi \text{ dependence}} \frac{1}{2\pi} \frac{d\sigma}{d\cos\theta};$$

$$\frac{d\sigma}{d\vec{p}} = \frac{d^3\sigma}{dp_x dp_y dp_z} = \frac{d^3\sigma}{p_T dp_T dp_\ell d\varphi} \rightarrow \frac{1}{\pi} \frac{d^2\sigma}{dp_T^2 dp_\ell};$$

+ others.

the cross section σ : $\sigma_{\text{inclusive}}$



In a process ($a b \rightarrow c X$), assume:

- we are only interested in "c" and not in the rest of the final state ["X"];
- "c" can be a single particle (e.g. W^\pm , Z, Higgs) or a system (e.g. $\pi^+\pi^-$).

Define:

$\sigma_{\text{inclusive}}(ab \rightarrow cX) = \sum_k \sigma_{\text{exclusive}}(ab \rightarrow cX_k)$,
 where the sum runs on all the **exclusive** processes which in the final state contain "c" + anything else [define also $d\sigma_{\text{inclusive}}/d\Omega$ wrt angles of "c", etc.].

The word *inclusive* may be explicit or implicit from the context. E.g., "*the cross-section for Higgs production at LHC*" is obviously $\sigma_{\text{inclusive}}(pp \rightarrow HX)$.

From the definition, if $\sigma_{\text{inclusive}} \ll \sigma_{\text{total}}$:

\mathcal{P}_c = probability of "c" in the final state =
 $= \sigma_{\text{inclusive}}(ab \rightarrow cX) / \sigma_{\text{total}}(ab)$.

Instead, if "c" is common:

$\langle n_c \rangle = \langle \text{number of "c" in the final state} \rangle =$
 $= \sigma_{\text{inclusive}}(ab \rightarrow cX) / \sigma_{\text{total}}(ab)$.

e.g. at $E_{\text{cm}} = \sqrt{s} = 8 \text{ TeV}$:

$\sigma_{\text{Higgs}} = \sigma_{\text{incl}}(pp \rightarrow HX, \sqrt{s}=8 \text{ TeV}) \approx 22.3 \text{ pb}$;

$\sigma_{\text{total}} = 101.7 \pm 2.9 \text{ mb}$;

$\rightarrow \mathcal{P}_{\text{Higgs}} = \sigma_{\text{Higgs}} / \sigma_{\text{total}} \approx 2 \times 10^{-10}$;

[see § LHC]

$\sigma_{\text{incl}}(pp \rightarrow \pi^0 X, p_{\text{LAB}}=24 \text{ GeV}) = 53.5 \pm 3.1 \text{ mb}$;

$\sigma_{\text{total}}(pp, p_{\text{LAB}}=24 \text{ GeV}) = 38.9 \text{ mb}$;

$\rightarrow \langle n_{\pi^0}(pp, p_{\text{LAB}}=24 \text{ GeV}) \rangle \approx 1.37$

[V.Blobel et al. - Nucl. Phys., B69 (1974) 454].


Mutatis mutandis, define

- "inclusive width" $\Gamma(A \rightarrow BX)$;
- "inclusive BR" $\text{BR}(A \rightarrow BX)$.



- N_b, N_t : particles in beam(b) / target(t);
- Φ : volume element;
- n_b, n_t : density of particles [= $dN_{b,t}/d\Phi$];
- v_b : velocity of incident particles;
- ϕ : flux of incident particles [= $n_b v_b$];
- p', E' : 4-mom. of scattered particles;
- $\rho(E')$: density of final states;
- \mathcal{M}_{fi} : matrix element between $i \rightarrow f$ state;
- dN/dt : number of events / time [= $\phi N_t \sigma$];
- W : rate of process [= $(dN/dt) / (N_b N_t)$].

FNSN1, 78



$$\sigma = \frac{W\Phi}{v_b} = \frac{2\pi}{\hbar} |\mathcal{M}_{fi}|^2 \rho(E') \frac{\Phi}{v_b}$$

- the rule is THE essential connection (experiment \leftrightarrow theory);
- experiments measure event numbers \rightarrow cross-sections;
- theories predict matrix elements \rightarrow cross-sections;
- if the theory and the experiment (!) are both correct, they agree ... ♥♥♥ 😊😊😊
- properly normalized, the rule is valid also for differential cases (i.e. $d\sigma/dk$, $d\mathcal{M}/dk$, dW/dk), where k is any kinematical variable, e.g. $\cos\theta$].

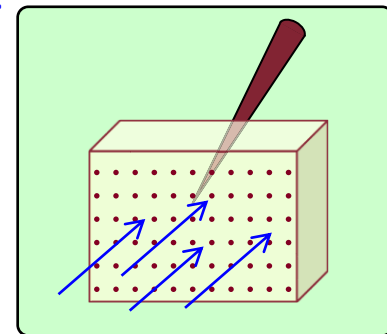
Fermi second golden rule

$$W = \frac{2\pi}{\hbar} |\mathcal{M}_{fi}|^2 \rho(E');$$

$$\rho(E') = \frac{dn(E')}{dE'} = \frac{\Phi 4\pi p'^2}{v' (2\pi\hbar)^3};$$

$$W = \frac{dN}{dt} \frac{1}{N_b N_t} = \frac{\phi N_t \sigma}{N_b N_t} = \frac{v_b \sigma}{\Phi}$$

$$\begin{aligned} dn(p') &= \frac{\Phi 4\pi p'^2}{(2\pi\hbar)^3} dp' = \\ &= \frac{\Phi 4\pi p'^2}{(2\pi\hbar)^3} \frac{dE'}{v'} \end{aligned}$$





Consider N (N large) unstable particles :

- independent decays;
- decay probability time-independent (e.g. no internal structure, like a timer);

Then :

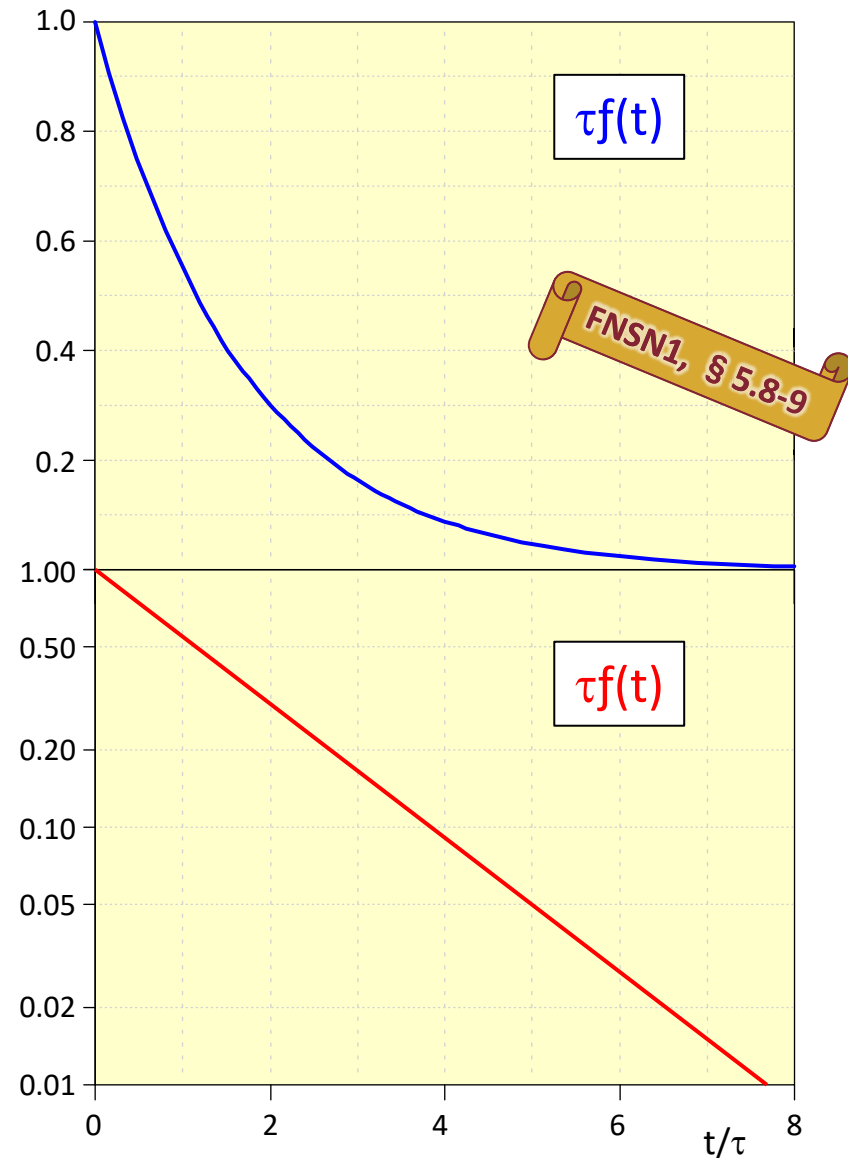
$$dN = -N\Gamma dt; \quad \Gamma \equiv \frac{1}{\tau} = \text{const.} \quad \Rightarrow$$

$$N(t) = N_0 e^{-\Gamma t} = N_0 e^{-t/\tau}.$$

The pdf of the decay for a single particle is

$$\int_0^{\infty} f(t) dt = 1 \quad \Rightarrow \quad f(t) = \frac{1}{\tau} e^{-t/\tau}.$$

- average decay time : $(\sum t_j)/n = \langle t \rangle = \tau$;
- likelihood estimate of τ , after n decays observed : $\tau^* = \langle t \rangle$.



Excited states : Breit-Wigner



If τ is small, the energy at rest (= mass) of a state is not unique (= δ_{Dirac}), but may vary as $\tilde{f}(E)$ around the nominal value $E_0 = m$:

Define $\psi(t < 0) = 0$; $\psi(t = 0) = \psi_0$;
width Γ [unstable] = $1/\tau$;

$$\psi(t > 0) = \psi_0 e^{(-iE_0 - \Gamma/2)t};$$

$$|\psi(t)|^2 = |\psi_0|^2 e^{-\Gamma t} = |\psi_0|^2 e^{-t/\tau};$$

$$\tilde{f}(E) = |\tilde{\psi}(E)|^2 = \frac{|\psi_0|^2}{2\pi} \frac{1}{(E - E_0)^2 + \Gamma^2/4}.$$

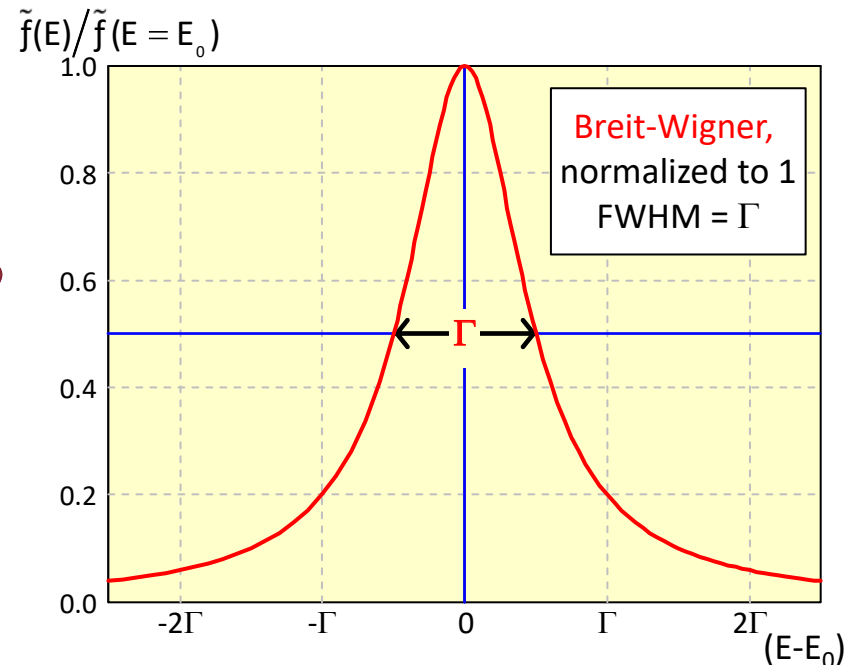


YN1, 2.1

$$\begin{aligned} \tilde{\psi}(E) &= \frac{1}{\sqrt{2\pi}} \int_{-\infty}^{\infty} e^{iEt} \psi(t) dt = \\ &= \frac{1}{\sqrt{2\pi}} \int_0^{\infty} e^{iEt} \psi_0 e^{-i(E_0 - i\Gamma/2)t} dt = \\ &= \frac{\psi_0}{\sqrt{2\pi}} \frac{-1}{i(E - E_0) - \Gamma/2} = \frac{\psi_0}{\sqrt{2\pi}} \frac{i(E - E_0) + \Gamma/2}{(E - E_0)^2 + \Gamma^2/4}. \end{aligned}$$

The curve $1/(1 + x^2)$ is called "Lorentzian" or "Cauchy" in math and "**Breit-Wigner**" in physics; it describes a RESONANCE and appears in many other phenomena:

- forced mechanical oscillations;
- electric circuits;
- accelerators;
- ...





Cauchy (or Lorentz, or BW) distribution :

$$f(x) = \text{BW}(x | x_0, \gamma) = \frac{\gamma^2 / 4}{(x - x_0)^2 + \gamma^2 / 4};$$

however, there is a math anomaly:

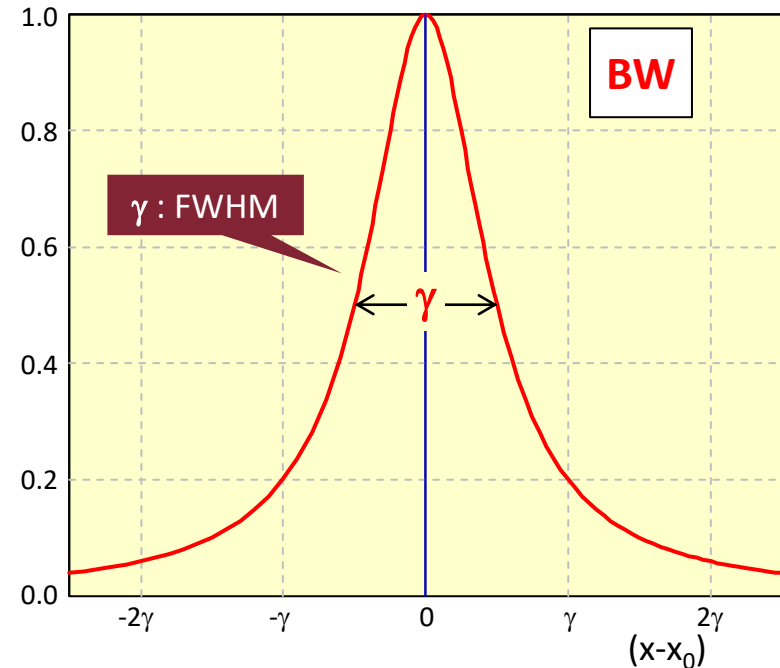
$$\langle x \rangle = \int_{-\infty}^{+\infty} x f(x) dx = \infty;$$

$$\langle x^2 \rangle = \int_{-\infty}^{+\infty} x^2 f(x) dx = \infty$$

Therefore

- median = mode = x_0 ;
- mean = math undefined [use x_0];
- variance = really undefined [divergent].

The anomaly does NOT conflict with physics : the BW is an approximation for $\gamma \ll x_0$ and in the proximity of x_0 , e.g. in case of an excited state (mass m , width Γ), for ($\Gamma \ll m$) and ($|\sqrt{s} - m| < \text{few } \Gamma$'s).



The "relativistic BW" is usually defined as

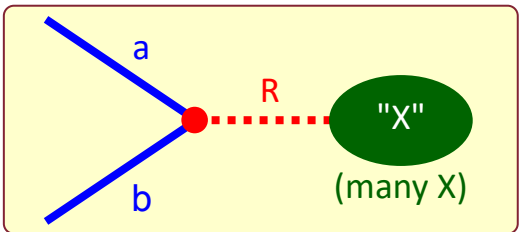
$$\text{BW}_{\text{rel}}(x | x_0, \gamma) = \frac{x_0^2 \gamma^2}{(x^2 - x_0^2)^2 + x_0^2 \gamma^2} \left[\begin{array}{l} \text{properly} \\ \text{normalized} \end{array} \right].$$

The formula comes from the requirement of Lorentz invariance [see *Berends et al., CERN 89-08, vol 1*].

Resonance : σ_R



From first principles of QM ([FNSN1], [BJ 9.2.3], [YN1 13.3.3], [PDG])



$$\sigma_{ab \rightarrow R \rightarrow X} \left(\begin{array}{l} \sqrt{s} \approx M_R \\ m_{a,b} \ll M_R \end{array} \right) = \frac{\pi}{|\vec{p}_{a,b}|^2} \frac{(2J_R + 1)}{(2S_a + 1)(2S_b + 1)} \frac{\Gamma_{ab} \Gamma_X}{(\sqrt{s} - M_R)^2 + \Gamma_R^2/4} \approx$$

$$\approx \left[\frac{16\pi}{s} \right] \left[\frac{(2J_R + 1)}{(2S_a + 1)(2S_b + 1)} \right] \left[\frac{\Gamma_{ab}}{\Gamma_R} \right] \left[\frac{\Gamma_X}{\Gamma_R} \right] \left[\frac{\Gamma_R^2/4}{(\sqrt{s} - M_R)^2 + \Gamma_R^2/4} \right]$$

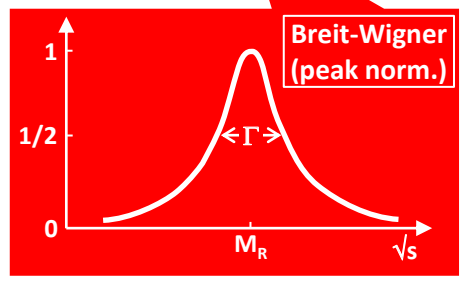
(E, \vec{p}) : CM 4-mom.
 Γ_R : R width [=1/ τ]
 $\Gamma_{ab, X}$: couplings
 M_R : E_0 , mass

scale factor
(1/s)

= BR(ab \rightarrow R)
 = BR(R \rightarrow ab)

statistical factor
(particle spins)

= BR(R \rightarrow X)



e.g.
 $e^+e^- \rightarrow J/\psi \rightarrow \mu^+\mu^-$
 $\sigma_{\text{peak}} \propto 1/s (\approx M_R^{-2})$,
 independent from coupling strength.

$$\sigma(e^+e^- \rightarrow J/\psi \rightarrow \mu^+\mu^-) = \left[\frac{16\pi}{s} \right] \left[\frac{3}{4} \right] \left[\frac{\Gamma_{ee}}{\Gamma_{\text{tot}}} \right] \left[\frac{\Gamma_{\mu\mu}}{\Gamma_{\text{tot}}} \right] \left[\frac{(\Gamma_{\text{tot}}/2)^2}{(\sqrt{s} - M)^2 + (\Gamma_{\text{tot}}/2)^2} \right] =$$

$$= \frac{12\pi}{s} \text{BR}_{J/\psi \rightarrow e^+e^-} \text{BR}_{J/\psi \rightarrow \mu^+\mu^-} \left[\frac{(\Gamma_{\text{tot}}/2)^2}{(\sqrt{s} - M)^2 + (\Gamma_{\text{tot}}/2)^2} \right]$$



Many more parameterizations used in literature (semi-empirical or *theory inspired*), e.g.:

$$\sigma_0 = \left[\frac{16\pi}{(2p)^2} \right] \left[\frac{(2J_R + 1)}{(2S_a + 1)(2S_b + 1)} \right] \left[\frac{\Gamma_{ab}}{\Gamma_R} \right] \left[\frac{\Gamma_{final}}{\Gamma_R} \right] \left[\frac{\Gamma_R^2/4}{(\sqrt{s} - M_R)^2 + \Gamma_R^2/4} \right]$$

original, non-relativistic

$$\sigma_1 = \left[\frac{16\pi}{s} \right] \left[\frac{(2J_R + 1)}{(2S_a + 1)(2S_b + 1)} \right] \left[\frac{\Gamma_{ab}}{\Gamma_R} \right] \left[\frac{\Gamma_{final}}{\Gamma_R} \right] \left[\frac{\Gamma_R^2/4}{(\sqrt{s} - M_R)^2 + \Gamma_R^2/4} \right]$$

$m_a, m_b \ll p$

$$\sigma_2 = \left[\frac{16\pi}{M_R^2} \right] \left[\frac{(2J_R + 1)}{(2S_a + 1)(2S_b + 1)} \right] \left[\frac{\Gamma_{ab}}{\Gamma_R} \right] \left[\frac{\Gamma_{final}}{\Gamma_R} \right] \left[\frac{\Gamma_R^2/4}{(\sqrt{s} - M_R)^2 + \Gamma_R^2/4} \right]$$

if $M_R \gg \Gamma_R$, neglect s -dependence

$$\sigma_3 = \left[\frac{16\pi}{M_Z^2} \right] \left[\frac{3}{4} \right] \left[\frac{\Gamma_{ee}}{\Gamma_Z} \right] \left[\frac{\Gamma_{ff}}{\Gamma_Z} \right] \left[\frac{M_Z^2 \Gamma_Z^2}{(s - M_Z^2)^2 + M_Z^2 \Gamma_Z^2} \right]$$

relativistic BW for $e^+e^- \rightarrow Z \rightarrow f\bar{f}$

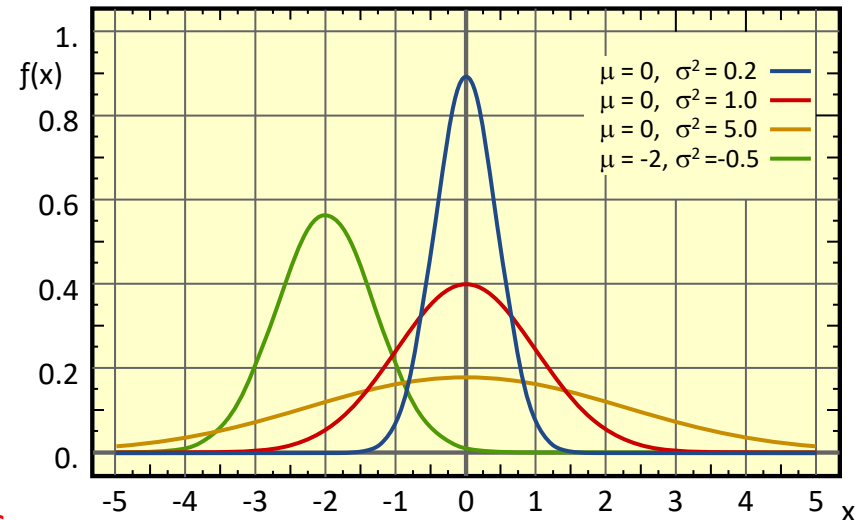
$$\sigma_4 = \left[\frac{16\pi}{M_Z^2} \right] \left[\frac{3}{4} \right] \left[\frac{\Gamma_{ee}}{\Gamma_Z} \right] \left[\frac{\Gamma_{ff}}{\Gamma_Z} \right] \left[\frac{s \Gamma_Z^2}{(s - M_Z^2)^2 + s^2 \Gamma_Z^2 / M_Z^2} \right]$$

" s -dependent Γ_Z " (used at LEP for the Z lineshape)



$$f(x) = G(x | \mu, \sigma) = \frac{1}{\sigma\sqrt{2\pi}} e^{-\frac{(x-\mu)^2}{2\sigma^2}}$$

- mean = median = mode = μ ;
- variance = σ^2 ;
- symmetric : $G(\mu+x) = G(\mu-x)$
- central limit theorem* : the limit of processes arising from multiple random fluctuations is a single $G(x)$;
- similarly, in the large number limit, both the binomial and the Poisson distributions converge to a Gaussian;
- therefore $G(x | \mu=x_{\text{meas}}, \sigma=\text{error}_{\text{meas}})$ is often used as the resolution function of a given experimental observation [*but as a good (?) first approx. only*].



* Consider n independent random variables $x = \{x_1, x_2, \dots, x_n\}$, each with mean μ_i and variance σ_i^2 ; the variable

$$t = \frac{1}{\sqrt{n}} \sum_{i=1}^n \frac{x_i - \mu_i}{\sigma_i}$$


can be shown to have a distribution that, in the large- n limit, converges to $G(t | \mu=0, \sigma=1)$.



Given a measurement x with an expected value μ and an error σ , the value

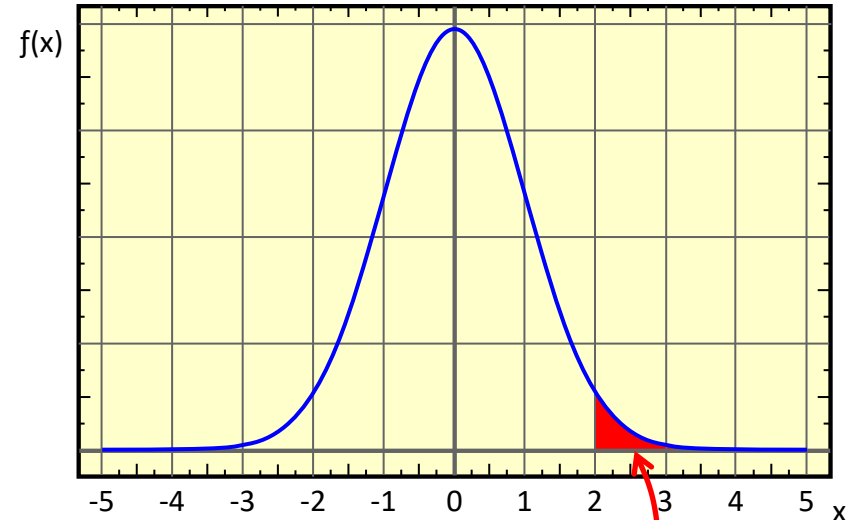
$$F(x) = \int_x^{+\infty} G(t|\mu, \sigma) dt$$

is often used as a "hypothesis test" of the expectation.

E.g. (see the  plot): if the observation is at 2σ from the expectation, one speaks of a "2 σ fluctuation" (not dramatic, it happens once every 44 trials – or 22 trials if both sides are considered).

The value of "5 σ " * has assumed a special value in modern HEP [see later].

* if the expectation is not gaussian, one speaks of "5 σ " when there is a fluctuation $\leq 2.87 \text{ E-}7$ in the tail of the probability, even in the non-gauss case.



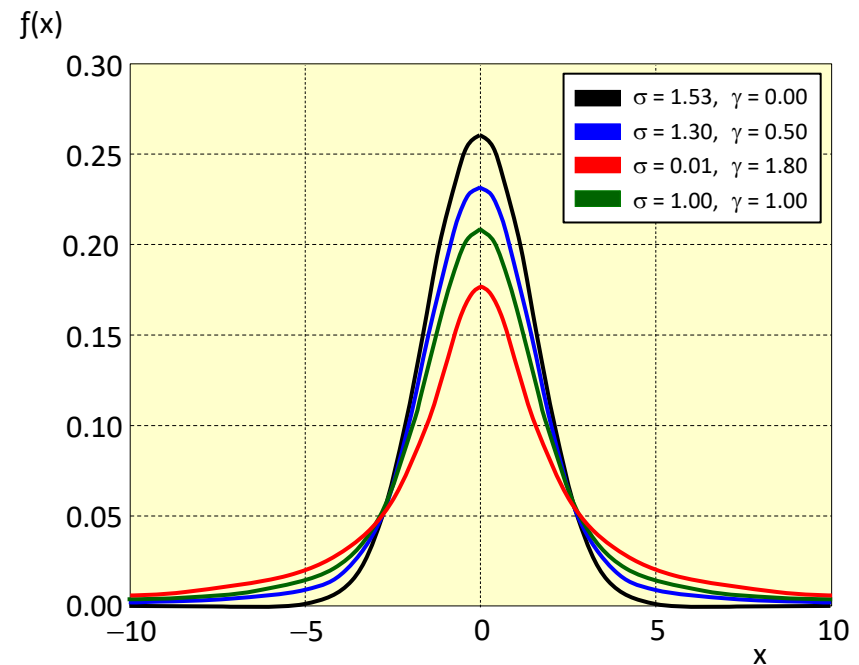
x	$G(x 0,1)$	$F(x)$	$=1/n_{\text{trial}}$
0	3.989 E-01	5.000 E-01	2
1	2.420 E-01	1.587 E-01	6.3
2	5.399 E-02	2.275 E-02	44.0
3	4.432 E-03	1.350 E-03	741
4	1.338 E-04	3.167 E-05	31,500
5	1.487 E-06	2.867 E-07	3.5 E+06
6	6.076 E-09	9.866 E-10	1.0 E+09
7	9.135 E-12	1.280 E-12	7.8 E+11



Assume :

- a physical effect (e.g. a resonance) of intrinsic width described by a BW;
- a detector with a gaussian resolution;
- the measured shape is a convolution "Voigtian" (after Woldemar Voigt);
- the V. is expressed by an integral and has no analytic form if $\gamma > 0$ AND $\sigma > 0$.
- however modern computers have all the stuff necessary for the numerical computations;
- mean = math undefined [use x_0];
- variance = really undefined [divergent].

$$\begin{aligned}
 f(x) &= V(x | x_0, \gamma, \sigma) = \\
 &= \int_{-\infty}^{+\infty} dt G(t | 0, \sigma) BW(x - t | x_0, \gamma) = \\
 &= \int_{-\infty}^{+\infty} dt \left[\frac{e^{-\left(\frac{t^2}{2\sigma^2}\right)}}{\sigma\sqrt{2\pi}} \right] \left[\frac{1}{\pi\gamma} \frac{\gamma^2}{(x - t - x_0)^2 + \gamma^2} \right].
 \end{aligned}$$



→ for real physicists : check carefully if resolution is gaussian, dynamics is BW, and γ and σ are uncorrelated .



- Physics is an experimental science [I would say "THE experimental science"];
- therefore it is based on experimental verification;
- today "verification" is a sophisticated technique (see later & read Popper), but in essence it means that the theory has to be continuously confronted with experiments;
- ... and when there are disagreements, the experiment wins^(*);
- therefore, although this is NOT a course on experimental techniques, I find useful to remind a couple of formulæ about the main detectors of our science:
 - magnetic spectrometry;
 - calorimetry;
 - [do not forget Cherenkov's, scintillators, TRD's, ...]

- although in real life the results do depend on experimental details and are obtained by complicated numerical evaluations, it is very instructive to study simple ideal cases.

(*) remember the Brecht poem "The Solution" :

(...) das Volk

Das Vertrauen der Regierung verscherzt habe
Und es nur durch verdoppelte Arbeit
zurückerobern könne. Wäre es da
Nicht doch einfacher, die Regierung
Löste das Volk auf und
Wählte ein anderes ?

[... the people had forfeited the confidence of the government and could win it back only by redoubled efforts. Would it not be easier in that case for the government to dissolve the people and elect another ?]



In a magnetic field the Lorentz force bends charged particles \Rightarrow their momentum is computed from the measurement of a trajectory ℓ . Simplest case:

- track $\perp \vec{B}$ (if not, $\ell =$ projected trajectory);
- $\vec{B} =$ constant (both $|\vec{B}|$ and $\hat{n}_B = \vec{B} / |\vec{B}|$);
- $\ell \ll R$ (i.e. α small, $s \ll R$, arc \approx chord);
- then (p in GeV, B in T, ℓ R s in m) :

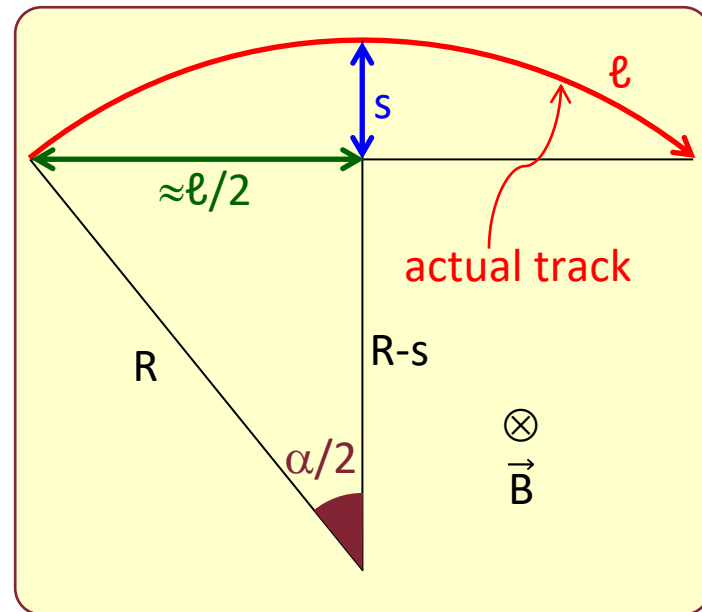
$$R^2 = (R-s)^2 + \ell^2 / 4 \rightarrow (R, \ell \gg s)$$

$$0 = \cancel{s^2} - 2Rs + \ell^2 / 4 \rightarrow$$

$$s = \frac{\ell^2}{8R} \approx \frac{R\alpha^2}{8};$$

$$p = 0.3BR = 0.3B \frac{\ell^2}{8s};$$

$$\frac{\Delta p}{p} = \left| \frac{\partial p}{\partial s} \right| \frac{\Delta s}{p} = \frac{\cancel{p}}{s \cancel{p}} \frac{\Delta s}{s} = \frac{\Delta s}{s} = \left(\frac{8\Delta s}{0.3B\ell^2} \right) p.$$



- e.g. $B = 1$ T, $\ell = 1.7$ m, $\Delta s = 200 \mu\text{m} \rightarrow$
 $\Delta p/p = 1.6 \times 10^{-3} p$ (GeV);
- in general, from N points at equal distance along ℓ , each with error ε :

$$\frac{\Delta p}{p} \approx \frac{\varepsilon p}{0.3B\ell^2} \sqrt{\frac{720}{N+4}}$$
 (Gluckstern formula [PDG]).



[small difference] A track displaced by δ respect to a straight trajectory after ℓ ; compute its momentum:

- track $\perp \vec{B}$ (or ℓ = projected trajectory);
- \vec{B} = constant;
- $\ell \ll R$ (i.e. β small, $\delta \ll R$, arc \approx chord);
- then (p in GeV, B in T, ℓ R s in m) :

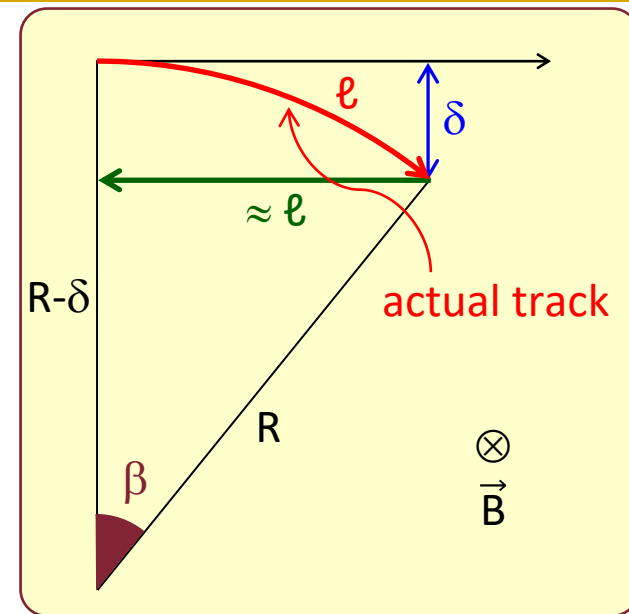
$$R^2 = (R - \delta)^2 + \ell^2 \rightarrow (R, \ell \gg \delta)$$

$$0 = \cancel{\delta^2} - 2R\delta + \ell^2 \rightarrow$$

$$\delta = \frac{\ell^2}{2R} = \frac{\ell\beta}{2};$$

$$p = 0.3BR = 0.3B \frac{\ell^2}{2\delta};$$

$$\frac{\Delta p}{p} = \left| \frac{\partial p}{\partial \delta} \right| \frac{\Delta \delta}{p} = \frac{\cancel{p}}{\delta} \frac{\Delta \delta}{\cancel{p}} = \frac{\Delta \delta}{\delta} = \left(\frac{2\Delta \delta}{0.3B\ell^2} \right) p.$$



- e.g. $B = 1$ T, $\ell = 1.8$ m, $\Delta\delta = 200 \mu\text{m} \rightarrow \Delta p/p = 4 \times 10^{-4} p$ (GeV);
- $\Delta p/p \propto p \rightarrow$ [also for previous slide] define the **mdm** (maximum detectable momentum), i.e. the momentum with $\Delta p/p = 1$ ($p_{\text{mdm}} = 2.5$ TeV in the example);
- the mdm defines also the limit for charge identification.



- in presence of materials, the error depends also on the multiple scattering :

$$\Delta x = \frac{\ell}{\sqrt{3}} \frac{0.014}{\beta p(\text{GeV})} \sqrt{\frac{\ell}{X_0}} \left[1 + 0.038 \ln \left(\frac{\ell}{X_0} \right) \right];$$

i.e. $\Delta x =$ "pseudo-sagitta" \rightarrow

$$\left. \frac{\Delta p}{p} \right|_{\text{m.s.}}^{\ell} \propto p \Delta x \xrightarrow{p \text{ large}} \text{constant};$$

e.g. $\ell = 1$ m, air($X_0 = 300$ m), $p = 10$ GeV :

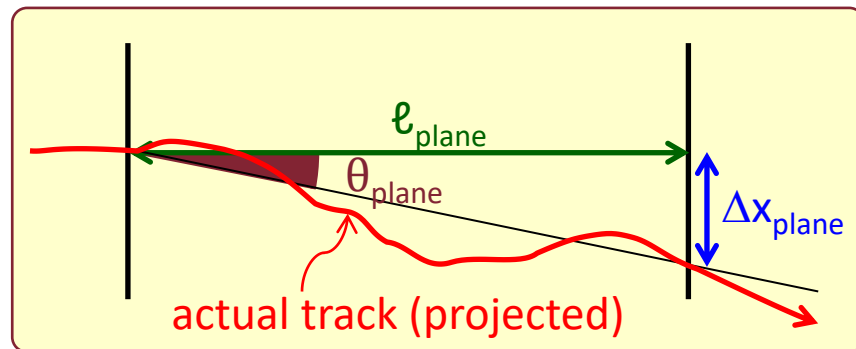
($\rightarrow \beta = 1$, \ln term negligible)

$$\Delta x \approx \frac{1}{\sqrt{3}} \frac{0.014}{10} \sqrt{\frac{1}{300}} = 47 \mu\text{m};$$

(comparable with meas. error).

- the overall error is obtained by the sum in quadrature of all the contributions :


$$\begin{aligned} \left. \frac{\Delta p}{p} \right|_{\text{tot}} &= \left(\left. \frac{\Delta p}{p} \right|_{\text{meas}} \right) \oplus \left(\left. \frac{\Delta p}{p} \right|_{\text{m.s.}} \right) = \\ &= \sqrt{\left(\left. \frac{\Delta p}{p} \right|_{\text{meas}} \right)^2 + \left(\left. \frac{\Delta p}{p} \right|_{\text{m.s.}} \right)^2}. \end{aligned}$$





Based on the interactions of the particles in a dense material; the total length of the trajectories of the particles in the shower (= the signal) is proportional the primary energy :

$$E = \text{calib} \times \text{track_length} = \text{calib}' \times \text{signal}.$$



Errors depend on

- stochastic effects on shower development ;
- different response to different particles ($e^\pm \leftrightarrow \mu^\pm \leftrightarrow \text{hadrons}$);
- shower physics [e.g. different amount of ($\gamma+e^\pm$) \leftrightarrow (hadrons) in had showers];
- systematics of the detectors ("calibration" errors).

Formulas :

$$\lambda_{\text{abs}} (\text{g/cm}^2) \approx 35(\text{g/cm}^2)A^{1/3};$$

$$\text{for solid heavy materials : } \lambda_{\text{abs}} = O(100 \text{ cm});$$

$$X_0 (\text{g/cm}^2) \approx \frac{716(\text{g/cm}^2)A}{Z(Z+1)\ln[287/\sqrt{Z}]};$$

$$\text{for solid heavy materials : } X_0 = \text{few} \times 1 \text{ cm}.$$

discrimination
(+ shape)



Energy errors, especially in e.m. calorimetry, are parametrized as :

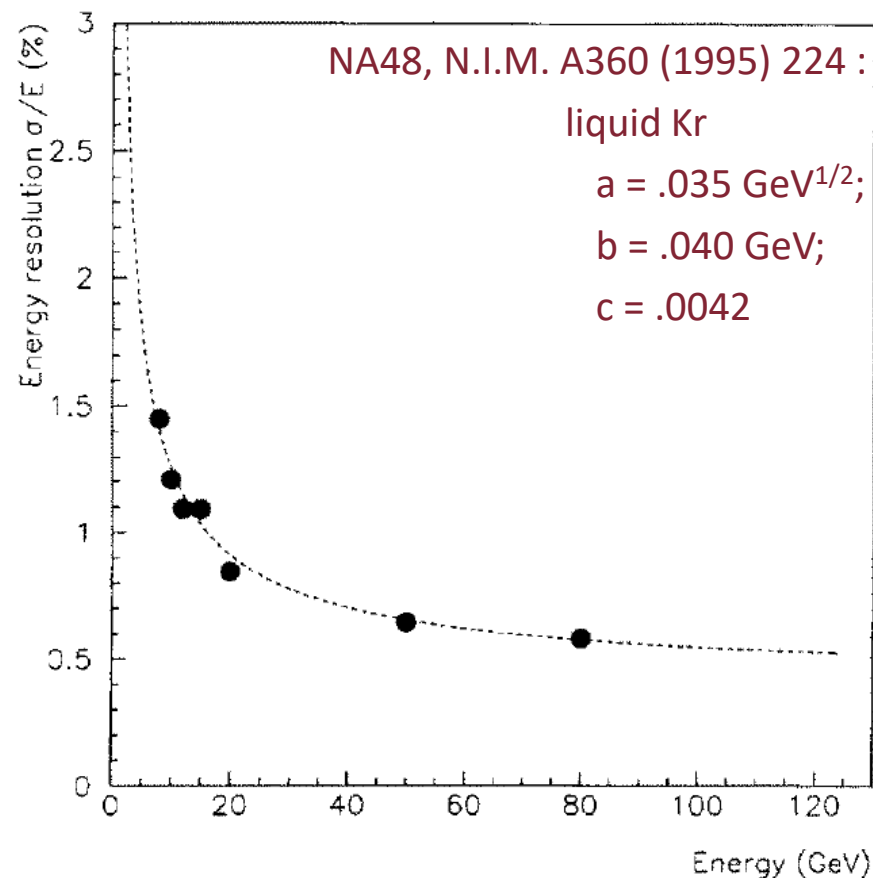
$$\frac{\Delta E}{E} \Big|_{\text{tot}} = \left(\frac{a}{\sqrt{E}} \Big|_{\text{stochastics}} \right) \oplus \left(\frac{b}{E} \Big|_{\text{noise}} \right) \oplus \left(c \Big|_{\text{constant}} \right).$$

- the stochastic term comes from the statistical fluctuations in the shower development;
- the noise term from the readout noise and pedestal fluctuations;
- the constant term from the non-uniformity and calibration error.

Other sources of error :

- shower leakage (longitudinal, lateral);
- upstream material;
- non-hermeticity;
- cluster algorithm (+ software approx.);
- e/π ratio [for hadr. non-compensating calos];

- non-linearity;
- nuclear effects;
- ...

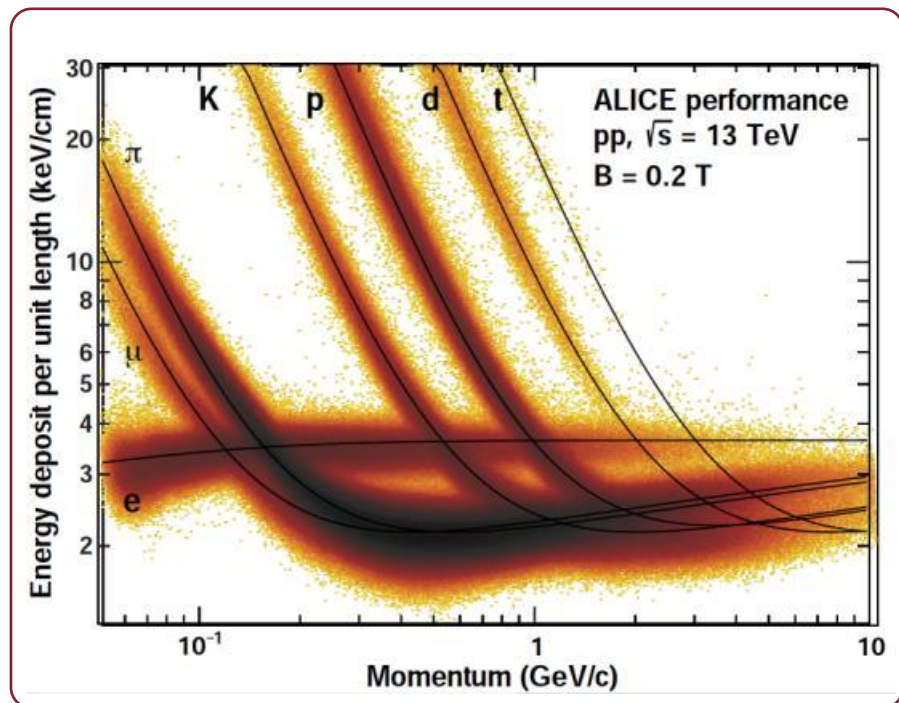




The particle identification (*partid*) is a fundamental component of modern experiments; many algorithms are embedded in the event reconstruction [*no details*]:

- the gas detectors of the spectrometers detect the amount of ionization, which, for a given momentum, is a function of the particle mass (see fig.);
- the calorimeters select e^\pm and γ from hadrons, thanks to the differences between e.m. and hadron showers;
- the μ^\pm are identified by their penetration through thick layers of material;
- the Cherenkov and TRD detectors measure the particle velocity (β and γ respectively), which allows for the determination of the mass;

- powerful kinematical algorithms put all the information together and combine it with known constraints (e.g. known decay modes);
- ...





Problem – For a given particle, assume independent measures of momentum ($p \pm \Delta p$) and velocity ($c\beta \pm c\Delta\beta$) [e.g. $|\vec{p}|$ from magnetic bending and β from time-of-flight]. Compute its mass ($m \pm \Delta m$).

$$m = \frac{p}{\beta\gamma} = p \frac{\sqrt{1-\beta^2}}{\beta};$$

$$\left(\frac{\Delta m}{m}\right)^2 = \left(\frac{\Delta p}{p}\right)^2 + \gamma^4 \left(\frac{\Delta\beta}{\beta}\right)^2.$$

$$m = \sqrt{E^2 - p^2} = \frac{p}{\beta\gamma} = p \frac{\sqrt{1-\beta^2}}{\beta};$$

$$\begin{aligned} (\Delta m)^2 &= \left(\frac{\partial m}{\partial p}\right)^2 (\Delta p)^2 + \left(\frac{\partial m}{\partial \beta}\right)^2 (\Delta\beta)^2 = \\ &= \left(\frac{\Delta p}{\beta\gamma}\right)^2 + \left(\frac{p\gamma\Delta\beta}{\beta^2}\right)^2; \end{aligned}$$

$$\left(\frac{\Delta m}{m}\right)^2 = \left(\frac{\Delta p}{\beta\gamma} \frac{\beta\gamma}{p}\right)^2 + \left(\frac{p\gamma\Delta\beta}{\beta^2} \frac{\beta\gamma}{p}\right)^2 = \dots$$

$$\frac{\partial m}{\partial p} = \frac{1}{\beta\gamma};$$

$$\frac{\partial m}{\partial \beta} = p \left[-\frac{\sqrt{1-\beta^2}}{\beta^2} + \frac{1}{\beta} \frac{1}{2\sqrt{1-\beta^2}} (-2\beta) \right] =$$

$$= -p \left[\frac{\sqrt{1-\beta^2}}{\beta^2} + \frac{1}{\sqrt{1-\beta^2}} \right] =$$

$$= -p \left[\frac{1-\beta^2 + \beta^2}{\beta^2 \sqrt{1-\beta^2}} \right] = \frac{-p\gamma}{\beta^2}.$$



SAPIENZA
UNIVERSITÀ DI ROMA

End - Introduction